



Real GDP 2021 Q1: 4.3%    NCPI Y-o-Y Change (2013=100) May: 6.1%    CCPI Y-o-Y Change (2013=100) June: 5.2%

### Exchange Rates

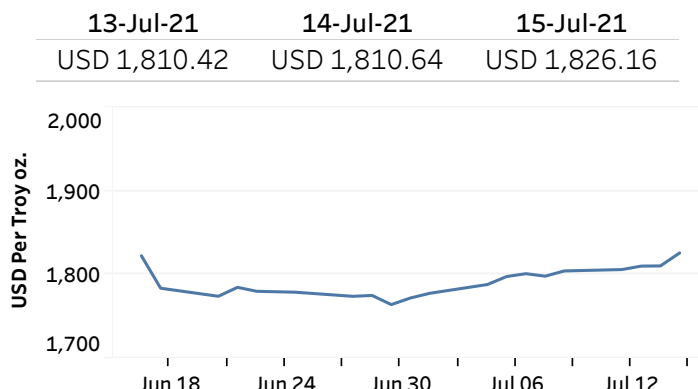
15-Jul-21	TT Buying	TT Selling
Rs. Per Unit		
USD	198.1183	202.8977
GBP	272.6837	280.8285
EUR	233.1126	240.2340
JPY	1.7959	1.8463

#### Indicative USD Spot Exchange Rate



Source: Central Bank of Sri Lanka

### Gold Price

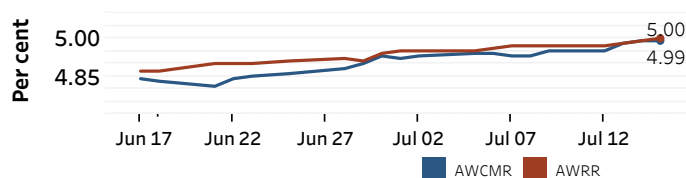


Source: Reuters

### Money Market

Policy Rates: SDF Rate: 4.50%    SLF Rate: 5.50%    Bank Rate: 8.50%    SRR: 2.00%

#### Overnight Money Market Rates



#### Yield Rates of T-Bills

	Primary Market	Secondary Market
	09-Jul-21	14-Jul-21
91 Day	5.19	5.09
182 Day	5.19	5.18
364 Day	5.23	5.00

	14-Jul-21	15-Jul-21
Overnight Liquidity (Rs. bn)	89.78	69.40

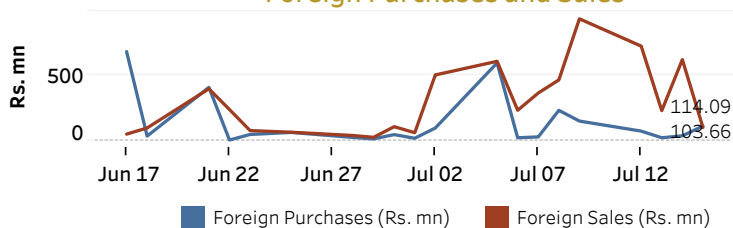
Source: Central Bank of Sri Lanka

### Share Market

	15-Jul-21
ASPI	7,986.45 ▲
S&P SL20	3,031.32 ▲
Daily Turnover	Rs.1,936.71 mn

Market Capitalisation	PE Ratio
Rs. 3,538.43 bn	10.8

#### Foreign Purchases and Sales

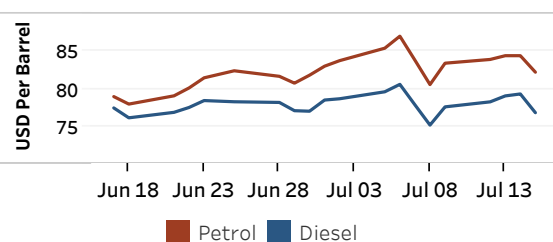


Source: Colombo Stock Exchange

### Energy

#### Refined Oil Products - Singapore Market

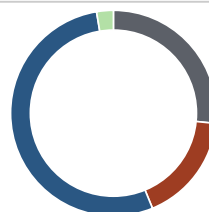
USD per Barrel	Petrol	Diesel
15-Jul-21	82.20	76.80



Source: Reuters

#### Electricity Generation

	15-Jul-21
Total Energy (GWh)	43.69
Peak Demand (MW)	2,475.90



Per cent	Source
26.6	Thermal Coal
17.2	Thermal Oil
53.6	Hydro
2.6	Wind

Source: Ceylon Electricity Board