



Real GDP 2021 Q1: 4.3% NCPI Y-o-Y Change (2013=100) May: 6.1% CCPI Y-o-Y Change (2013=100) June: 5.2%

Exchange Rates

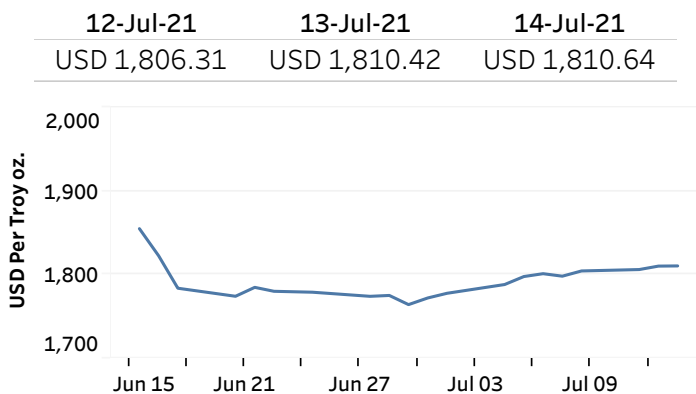
14-Jul-21	TT Buying	TT Selling
Rs. Per Unit		
USD	197.9023	202.8977
GBP	272.5144	280.6636
EUR	232.2462	239.3406
JPY	1.7857	1.8361

Indicative USD Spot Exchange Rate



Source: Central Bank of Sri Lanka

Gold Price

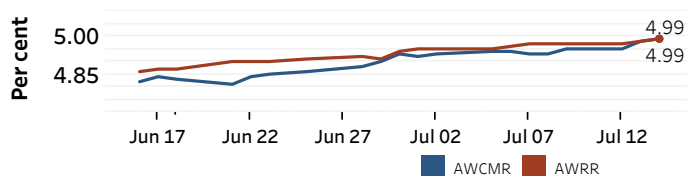


Source: Reuters

Money Market

Policy Rates: SDF Rate: 4.50% SLF Rate: 5.50% Bank Rate: 8.50% SRR: 2.00%

Overnight Money Market Rates



13-Jul-21 14-Jul-21

Overnight Liquidity (Rs. bn) 88.82 89.78

Yield Rates of T-Bills

	Primary Market	Secondary Market
	09-Jul-21	13-Jul-21
91 Day	5.19	5.15
182 Day	5.19	5.18
364 Day	5.23	5.01

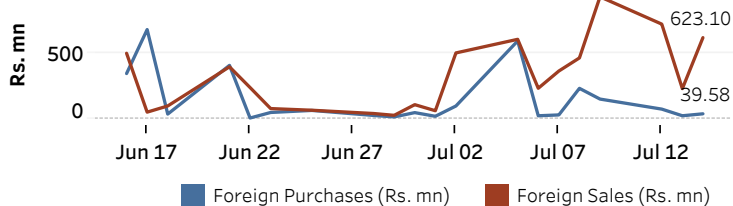
Source: Central Bank of Sri Lanka

Share Market

14-Jul-21		
ASPI	▲	7,939.35
S&P SL20	▲	3,012.17
Daily Turnover		
Rs. 2,051.32 mn		

Market Capitalisation	PE Ratio
Rs. 3,514.82 bn	10.7

Foreign Purchases and Sales

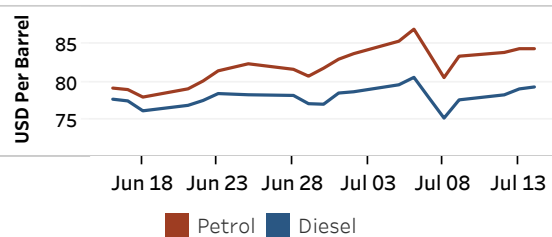


Source: Colombo Stock Exchange

Energy

Refined Oil Products - Singapore Market

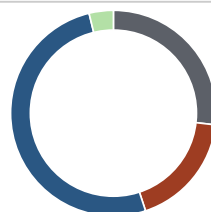
USD per Barrel	Petrol	Diesel
14-Jul-21	84.40	79.30



Source: Reuters

Electricity Generation

	14-Jul-21
Total Energy (GWh)	43.19
Peak Demand (MW)	2,488.00



Per cent	Source
26.8	Thermal Coal
18.1	Thermal Oil
51.3	Hydro
3.8	Wind

Source: Ceylon Electricity Board