



Real GDP 2021 Q1: 4.3%    NCPI Y-o-Y Change (2013=100) May: 6.1%    CCPI Y-o-Y Change (2013=100) June: 5.2%

### Exchange Rates

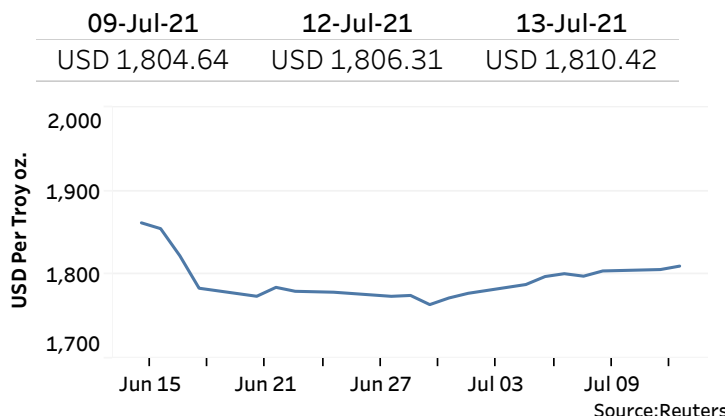
13-Jul-21	TT Buying	TT Selling
Rs. Per Unit		
USD	198.3183	202.8977
GBP	274.2821	282.2035
EUR	233.5065	241.1295
JPY	1.7732	1.8296

#### Indicative USD Spot Exchange Rate



Source: Central Bank of Sri Lanka

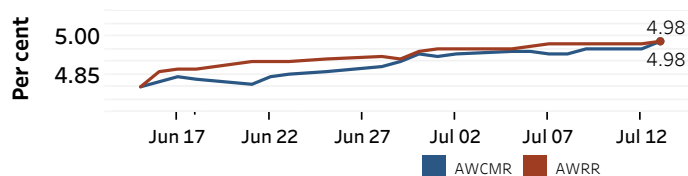
### Gold Price



### Money Market

Policy Rates: SDF Rate: 4.50%    SLF Rate: 5.50%    Bank Rate: 8.50%    SRR: 2.00%

#### Overnight Money Market Rates



#### Yield Rates of T-Bills

	Primary Market	Secondary Market
	09-Jul-21	12-Jul-21
91 Day	5.19	4.86
182 Day	5.19	5.18
364 Day	5.23	5.07

	12-Jul-21	13-Jul-21
Overnight Liquidity (Rs. bn)	81.03	88.82

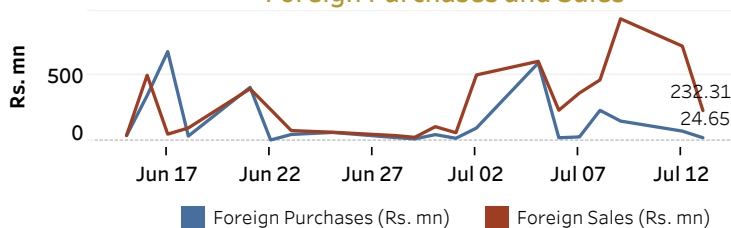
Source: Central Bank of Sri Lanka

### Share Market

13-Jul-21		
ASPI	▲	7,913.47
S&P SL20	▲	3,002.27
Daily Turnover		
Rs. 1,930.36 mn		

Market Capitalisation	PE Ratio
Rs. 3,503.36 bn	10.7

#### Foreign Purchases and Sales

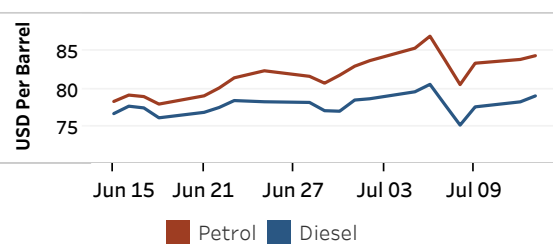


Source: Colombo Stock Exchange

### Energy

#### Refined Oil Products - Singapore Market

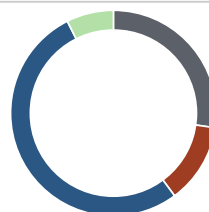
USD per Barrel	Petrol	Diesel
13-Jul-21	84.40	79.04



Source: Reuters

#### Electricity Generation

	13-Jul-21
Total Energy (GWh)	42.07
Peak Demand (MW)	2,453.20



Per cent	Source
27.3	Thermal Coal
12.6	Thermal Oil
52.7	Hydro
7.4	Wind

Source: Ceylon Electricity Board