

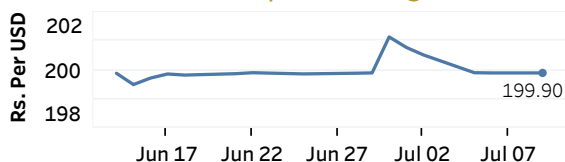


Real GDP 2021 Q1: 4.3% NCPI Y-o-Y Change (2013=100) May: 6.1% CCPI Y-o-Y Change (2013=100) June: 5.2%

Exchange Rates

| 09-Jul-21 | TT Buying | TT Selling |
|--------------|-----------|------------|
| Rs. Per Unit | | |
| USD | 197.9023 | 202.8977 |
| GBP | 271.5999 | 279.7230 |
| EUR | 233.3040 | 240.4245 |
| JPY | 1.7962 | 1.8478 |

Indicative USD Spot Exchange Rate



Source: Central Bank of Sri Lanka

Gold Price

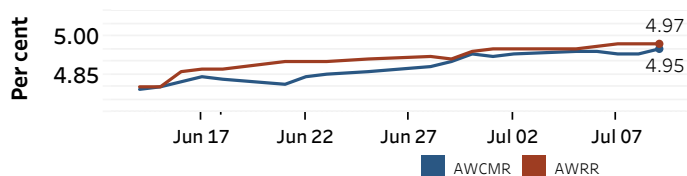


Source: Reuters

Money Market

Policy Rates: SDF Rate: 4.50% SLF Rate: 5.50% Bank Rate: 8.50% SRR: 2.00%

Overnight Money Market Rates



Yield Rates of T-Bills

| | Primary Market | Secondary Market |
|---------|----------------|------------------|
| | 02-Jul-21 | 08-Jul-21 |
| 91 Day | 5.18 | 4.98 |
| 182 Day | 5.19 | 4.94 |
| 364 Day | 5.23 | 4.99 |

| | 08-Jul-21 | 09-Jul-21 |
|------------------------------|-----------|-----------|
| Overnight Liquidity (Rs. bn) | 85.00 | 85.17 |

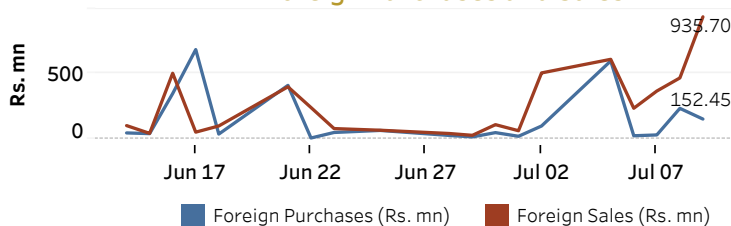
Source: Central Bank of Sri Lanka

Share Market

| 09-Jul-21 | | |
|-----------------|---|----------|
| ASPI | ▲ | 7,852.19 |
| S&P SL20 | ▲ | 2,979.01 |
| Daily Turnover | | |
| Rs. 3,448.92 mn | | |

| Market Capitalisation | PE Ratio |
|-----------------------|----------|
| Rs. 3,476.63 bn | 10.6 |

Foreign Purchases and Sales

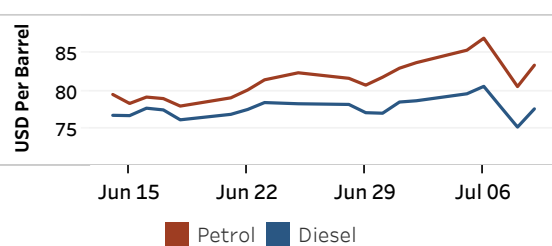


Source: Colombo Stock Exchange

Energy

Refined Oil Products - Singapore Market

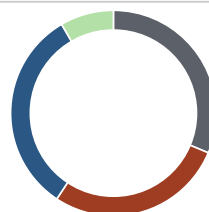
| USD per Barrel | Petrol | Diesel |
|----------------|--------|--------|
| 09-Jul-21 | 83.40 | 77.58 |



Source: Reuters

Electricity Generation

| | 09-Jul-21 |
|--------------------|-----------|
| Total Energy (GWh) | 41.82 |
| Peak Demand (MW) | 2,291.60 |



| Per cent | Source |
|----------|--------------|
| 31.3 | Thermal Coal |
| 28.0 | Thermal Oil |
| 32.3 | Hydro |
| 8.4 | Wind |

Source: Ceylon Electricity Board