

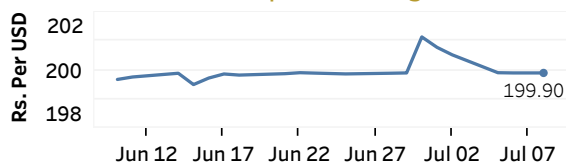


Real GDP 2020: -3.6% NCPI Y-o-Y Change (2013=100) May: 6.1% CCPI Y-o-Y Change (2013=100) June: 5.2%

Exchange Rates

08-Jul-21		
Rs. Per Unit	TT Buying	TT Selling
USD	197.9023	202.8977
GBP	271.7648	279.8926
EUR	232.3774	239.4819
JPY	1.7854	1.8369

Indicative USD Spot Exchange Rate



Source: Central Bank of Sri Lanka

Gold Price

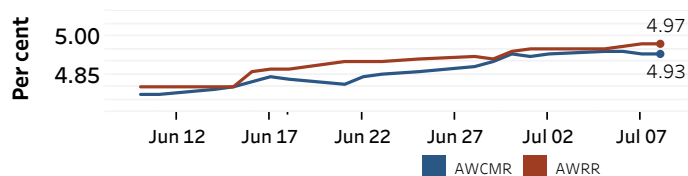


Source: Reuters

Money Market

Policy Rates: SDF Rate: 4.50% SLF Rate: 5.50% Bank Rate: 8.50% SRR: 2.00%

Overnight Money Market Rates



07-Jul-21 08-Jul-21

Overnight Liquidity (Rs. bn) 91.50 85.00

Yield Rates of T-Bills

	Primary Market	Secondary Market
	02-Jul-21	07-Jul-21
91 Day	5.18	4.98
182 Day	5.19	4.94
364 Day	5.23	4.99

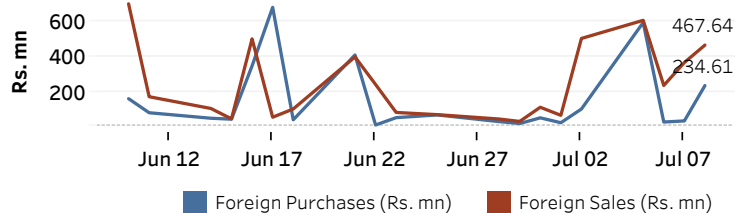
Source: Central Bank of Sri Lanka

Share Market

08-Jul-21		
ASPI	▲	7,811.61
S&P SL20	▲	2,955.88
Daily Turnover		
Rs.1,241.97 mn		

Market Capitalisation PE Ratio
Rs. 3,458.66 bn 10.6

Foreign Purchases and Sales

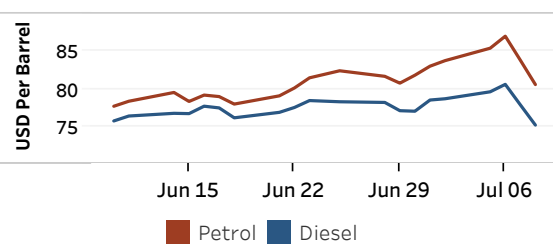


Source: Colombo Stock Exchange

Energy

Refined Oil Products - Singapore Market

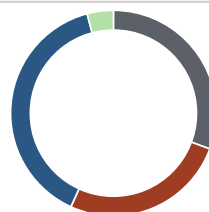
USD per Barrel	Petrol	Diesel
08-Jul-21	80.55	75.15



Source: Reuters

Electricity Generation

08-Jul-21	
Total Energy (GWh)	42.85
Peak Demand (MW)	2,434.10



Per cent	Source
30.7	Thermal Coal
26.1	Thermal Oil
39.1	Hydro
4.1	Wind

Source: Ceylon Electricity Board