



Real GDP 2020: -3.6% NCPI Y-o-Y Change (2013=100) May: 6.1% CCPI Y-o-Y Change (2013=100) June: 5.2%

Exchange Rates

07-Jul-21		
Rs. Per Unit	TT Buying	TT Selling
USD	198.1183	202.8977
GBP	272.0353	280.1731
EUR	233.0176	240.1379
JPY	1.7856	1.8370

Indicative USD Spot Exchange Rate



Source: Central Bank of Sri Lanka

Gold Price

05-Jul-21	06-Jul-21	07-Jul-21
USD 1,788.43	USD 1,797.97	USD 1,801.36

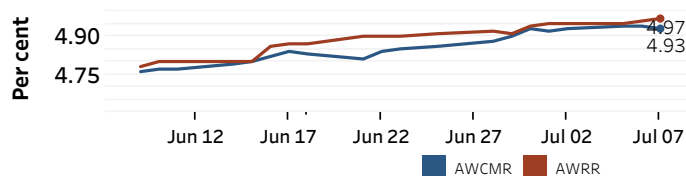


Source: Reuters

Money Market

Policy Rates: SDF Rate: 4.50% SLF Rate: 5.50% Bank Rate: 8.50% SRR: 2.00%

Overnight Money Market Rates



06-Jul-21 07-Jul-21

Overnight Liquidity (Rs. bn)	06-Jul-21	07-Jul-21
	84.79	91.50

Yield Rates of T-Bills

	Primary Market 02-Jul-21	Secondary Market 06-Jul-21
91 Day	5.18	4.91
182 Day	5.19	5.12
364 Day	5.23	5.18

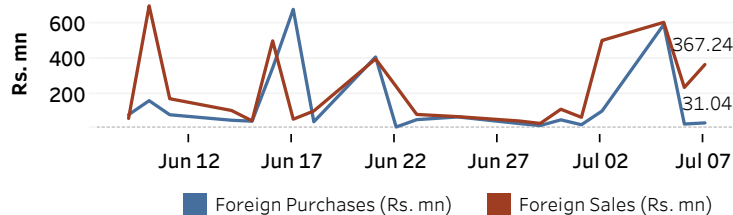
Source: Central Bank of Sri Lanka

Share Market

07-Jul-21		
ASPI	▲	7,809.38
S&P SL20	▲	2,936.41
Daily Turnover		
Rs. 1,355.64 mn		

Market Capitalisation	PE Ratio
Rs. 3,457.67 bn	10.5

Foreign Purchases and Sales

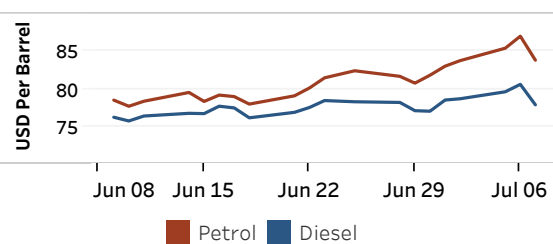


Source: Colombo Stock Exchange

Energy

Refined Oil Products - Singapore Market

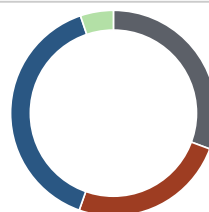
USD per Barrel	Petrol	Diesel
07-Jul-21	83.80	77.85



Source: Reuters

Electricity Generation

07-Jul-21	
Total Energy (GWh)	42.58
Peak Demand (MW)	2,434.70



Per cent	Source
30.7	Thermal Coal
24.7	Thermal Oil
39.4	Hydro
5.2	Wind

Source: Ceylon Electricity Board