



Real GDP 2020: -3.6%    NCPI Y-o-Y Change (2013=100) May: 6.1%    CCPI Y-o-Y Change (2013=100) June: 5.2%

### Exchange Rates

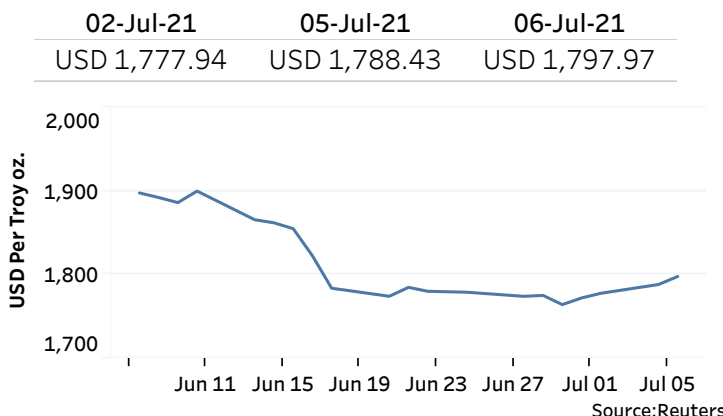
06-Jul-21		
Rs. Per Unit	TT Buying	TT Selling
USD	197.8023	202.8977
GBP	273.9196	281.8519
EUR	234.0005	241.1405
JPY	1.7809	1.8323

#### Indicative USD Spot Exchange Rate



Source: Central Bank of Sri Lanka

### Gold Price

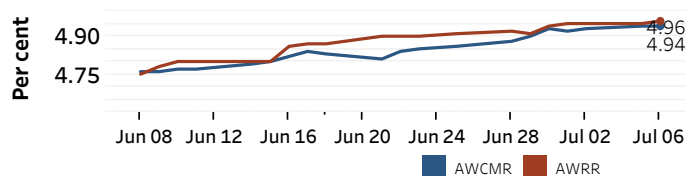


Source: Reuters

### Money Market

Policy Rates: SDF Rate: 4.50%    SLF Rate: 5.50%    Bank Rate: 8.50%    SRR: 2.00%

#### Overnight Money Market Rates



#### Yield Rates of T-Bills

	Primary Market	Secondary Market
	02-Jul-21	05-Jul-21
91 Day	5.18	4.82
182 Day	5.19	5.12
364 Day	5.23	4.99

Source: Central Bank of Sri Lanka

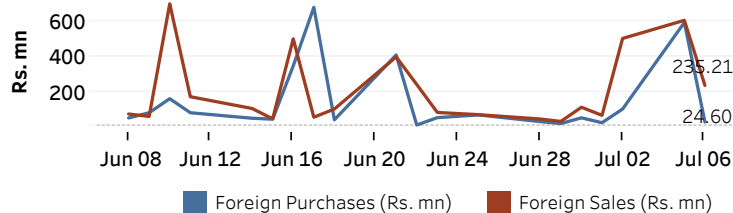
	05-Jul-21	06-Jul-21
Overnight Liquidity (Rs. bn)	81.06	84.79

### Share Market

06-Jul-21		
ASPI	▼	7,792.21
S&P SL20	▼	2,931.31
Daily Turnover		
Rs.1,353.17 mn		

Market Capitalisation	PE Ratio
Rs. 3,450.07 bn	10.5

#### Foreign Purchases and Sales

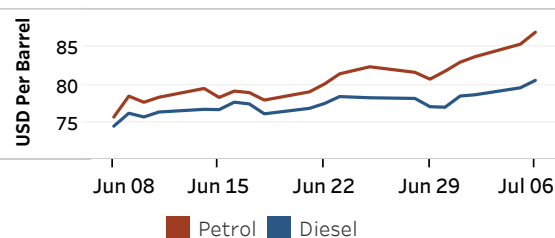


Source: Colombo Stock Exchange

### Energy

#### Refined Oil Products - Singapore Market

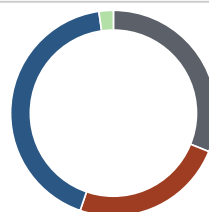
USD per Barrel	Petrol	Diesel
06-Jul-21	87.00	80.58



Source: Reuters

#### Electricity Generation

	06-Jul-21
Total Energy (GWh)	42.15
Peak Demand (MW)	2,425.10



Per cent	Source
31.1	Thermal Coal
24.1	Thermal Oil
42.5	Hydro
2.3	Wind

Source: Ceylon Electricity Board