



Real GDP 2020: -3.6%    NCPI Y-o-Y Change (2013=100) May: 6.1%    CCPI Y-o-Y Change (2013=100) June: 5.2%

### Exchange Rates

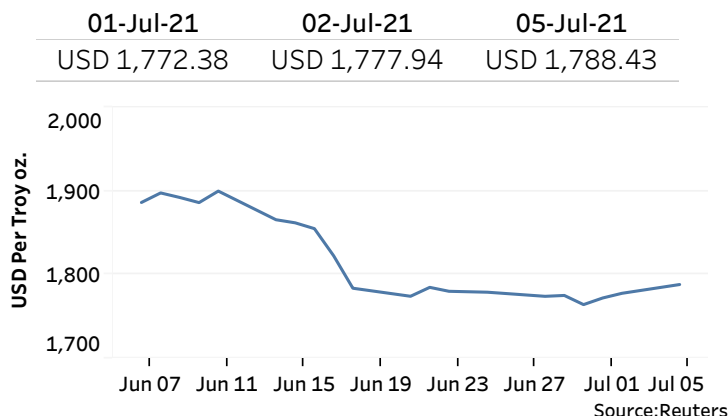
| 05-Jul-21    |           |            |
|--------------|-----------|------------|
| Rs. Per Unit | TT Buying | TT Selling |
| USD          | 197.5023  | 202.8977   |
| GBP          | 272.5722  | 280.7142   |
| EUR          | 233.3804  | 240.8073   |
| JPY          | 1.7768    | 1.8281     |

#### Indicative USD Spot Exchange Rate



Source: Central Bank of Sri Lanka

### Gold Price

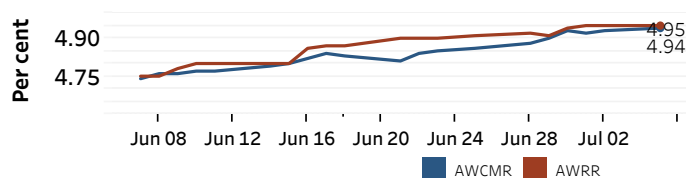


Source: Reuters

### Money Market

Policy Rates: SDF Rate: 4.50%    SLF Rate: 5.50%    Bank Rate: 8.50%    SRR: 2.00%

#### Overnight Money Market Rates



02-Jul-21    05-Jul-21

Overnight Liquidity (Rs. bn)    82.20    81.06

#### Yield Rates of T-Bills

|         | Primary Market | Secondary Market |
|---------|----------------|------------------|
|         | 02-Jul-21      | 02-Jul-21        |
| 91 Day  | 5.18           | 5.17             |
| 182 Day | 5.19           | 5.15             |
| 364 Day | 5.23           | 5.07             |

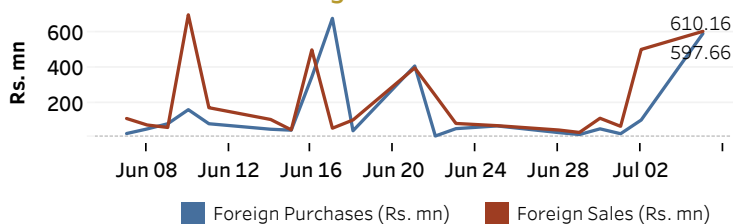
Source: Central Bank of Sri Lanka

### Share Market

| 05-Jul-21      |   |          |
|----------------|---|----------|
| ASPI           | ▲ | 7,794.21 |
| S&P SL20       | ▼ | 2,952.96 |
| Daily Turnover |   |          |
| Rs.1,418.42 mn |   |          |

| Market Capitalisation | PE Ratio |
|-----------------------|----------|
| Rs. 3,450.95 bn       | 10.5     |

#### Foreign Purchases and Sales

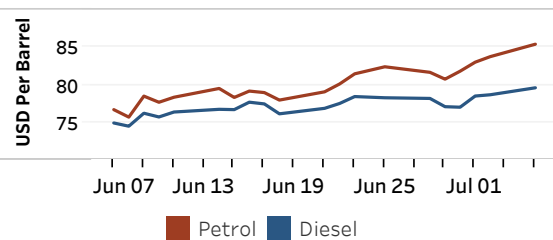


Source: Colombo Stock Exchange

### Energy

#### Refined Oil Products - Singapore Market

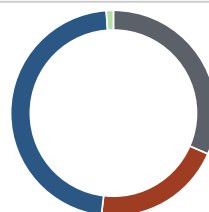
| USD per Barrel | Petrol | Diesel |
|----------------|--------|--------|
| 05-Jul-21      | 85.40  | 79.59  |



Source: Reuters

#### Electricity Generation

|                    | 05-Jul-21 |
|--------------------|-----------|
| Total Energy (GWh) | 41.63     |
| Peak Demand (MW)   | 2,440.60  |



| Per cent | Source       |
|----------|--------------|
| 31.5     | Thermal Coal |
| 20.4     | Thermal Oil  |
| 47.0     | Hydro        |
| 1.1      | Wind         |

Source: Ceylon Electricity Board