



Real GDP 2020: -3.6% NCPI Y-o-Y Change (2013=100) May: 6.1% CCPI Y-o-Y Change (2013=100) June: 5.2%

Exchange Rates

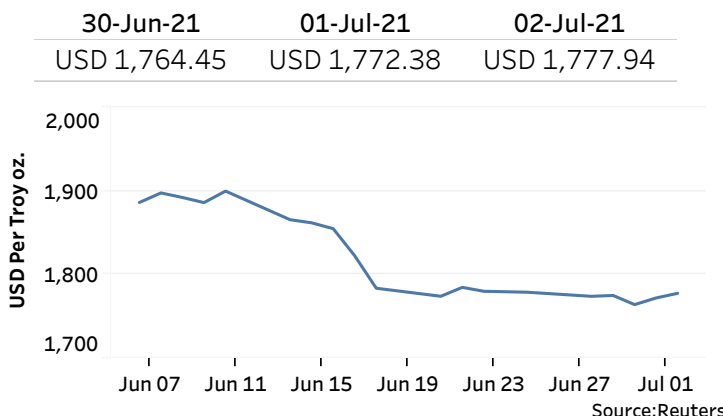
02-Jul-21		
Rs. Per Unit	TT Buying	TT Selling
USD	198.2183	202.8977
GBP	271.4644	279.5900
EUR	232.9338	240.5538
JPY	1.7690	1.8181

Indicative USD Spot Exchange Rate



Source: Central Bank of Sri Lanka

Gold Price

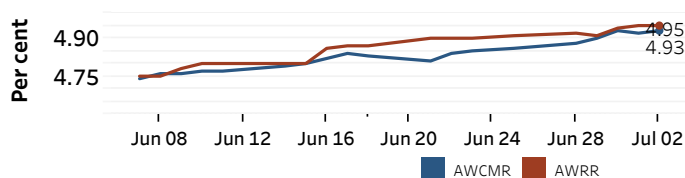


Source: Reuters

Money Market

Policy Rates: SDF Rate: 4.50% SLF Rate: 5.50% Bank Rate: 8.50% SRR: 2.00%

Overnight Money Market Rates



01-Jul-21 02-Jul-21

Overnight Liquidity (Rs. bn) 73.26 82.20

Yield Rates of T-Bills

	Primary Market	Secondary Market
	25-Jun-21	01-Jul-21
91 Day	5.17	5.05
182 Day	5.17	5.19
364 Day	5.21	5.13

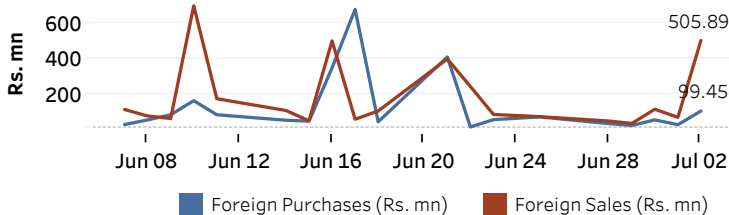
Source: Central Bank of Sri Lanka

Share Market

02-Jul-21		
ASPI	▲	7,746.56
S&P SL20	▲	2,970.75
Daily Turnover		
Rs.1,777.78 mn		

Market Capitalisation	PE Ratio
Rs. 3,429.86 bn	10.5

Foreign Purchases and Sales

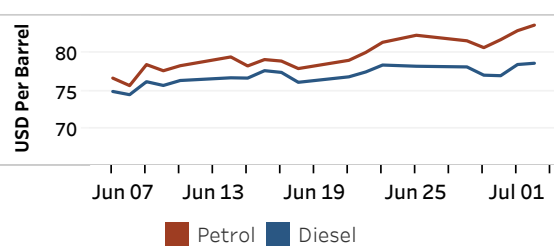


Source: Colombo Stock Exchange

Energy

Refined Oil Products - Singapore Market

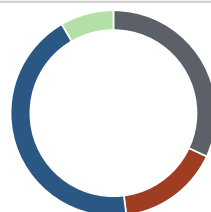
USD per Barrel	Petrol	Diesel
02-Jul-21	83.74	78.66



Source: Reuters

Electricity Generation

02-Jul-21	
Total Energy (GWh)	41.10
Peak Demand (MW)	2,420.30



Per cent	Source
31.9	Thermal Coal
16.1	Thermal Oil
43.6	Hydro
8.4	Wind

Source: Ceylon Electricity Board