

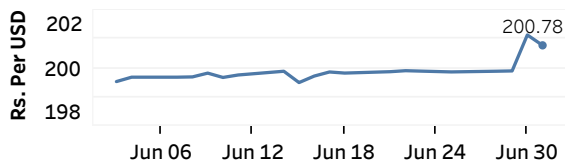


Real GDP 2020: -3.6%    NCPI Y-o-Y Change (2013=100) May: 6.1%    CCPI Y-o-Y Change (2013=100) June: 5.2%

### Exchange Rates

01-Jul-21		
Rs. Per Unit	TT Buying	TT Selling
USD	197.4023	202.8977
GBP	272.4233	280.5665
EUR	233.5765	240.7090
JPY	1.7771	1.8264

#### Indicative USD Spot Exchange Rate



Source: Central Bank of Sri Lanka

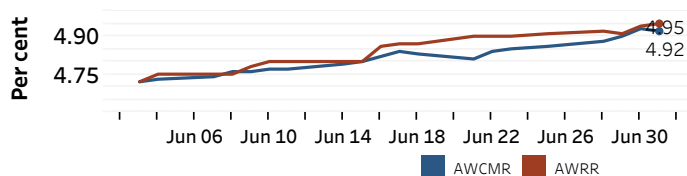
### Gold Price



### Money Market

Policy Rates: SDF Rate: 4.50%    SLF Rate: 5.50%    Bank Rate: 8.50%    SRR: 2.00%

#### Overnight Money Market Rates



#### Yield Rates of T-Bills

	Primary Market	Secondary Market
	25-Jun-21	30-Jun-21
91 Day	5.17	5.09
182 Day	5.17	5.24
364 Day	5.21	5.13

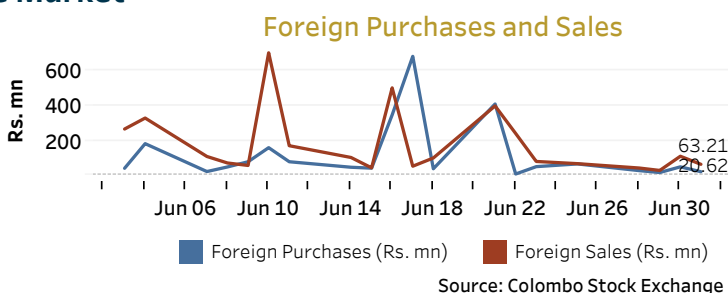
Source: Central Bank of Sri Lanka

	30-Jun-21	01-Jul-21
Overnight Liquidity (Rs. bn)	91.25	73.26

### Share Market

01-Jul-21		
ASPI	▼	7,728.61
S&P SL20	▼	2,956.12
Daily Turnover		
Rs.1,420.11 mn		

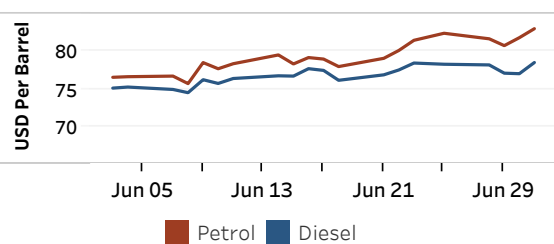
Market Capitalisation	PE Ratio
Rs. 3,421.91 bn	10.4



### Energy

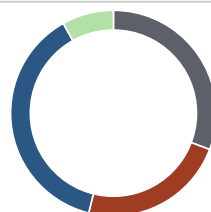
#### Refined Oil Products - Singapore Market

USD per Barrel	Petrol	Diesel
01-Jul-21	83.00	78.49



#### Electricity Generation

	01-Jul-21
Total Energy (GWh)	42.61
Peak Demand (MW)	2,313.30



Source: Ceylon Electricity Board