



Real GDP 2020: -3.6% NCI Y-o-Y Change (2013=100) May: 6.1% CCPI Y-o-Y Change (2013=100) June: 5.2%

Exchange Rates

30-Jun-21	TT Buying	TT Selling
Rs. Per Unit		
USD	197.3263	202.8977
GBP	273.1709	281.3274
EUR	234.1223	241.7610
JPY	1.7867	1.8361

Indicative USD Spot Exchange Rate



Source: Central Bank of Sri Lanka

Gold Price

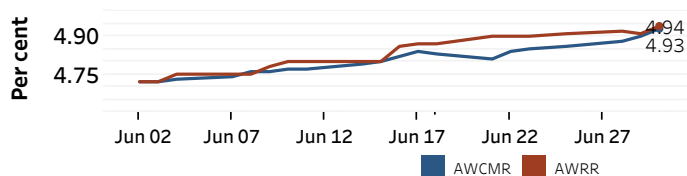


Source: Reuters

Money Market

Policy Rates: SDF Rate: 4.50% SLF Rate: 5.50% Bank Rate: 8.50% SRR: 2.00%

Overnight Money Market Rates



29-Jun-21 30-Jun-21

Overnight Liquidity (Rs. bn) 116.01 91.25

Yield Rates of T-Bills

	Primary Market	Secondary Market
	25-Jun-21	29-Jun-21
91 Day	5.17	5.15
182 Day	5.17	5.17
364 Day	5.21	5.13

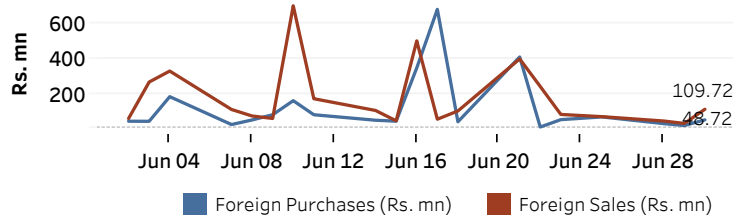
Source: Central Bank of Sri Lanka

Share Market

	30-Jun-21
ASPI	7,837.76
S&P SL20	2,968.26
Daily Turnover	Rs.1,713.97 mn

Market Capitalisation	PE Ratio
Rs. 3,470.24 bn	10.6

Foreign Purchases and Sales

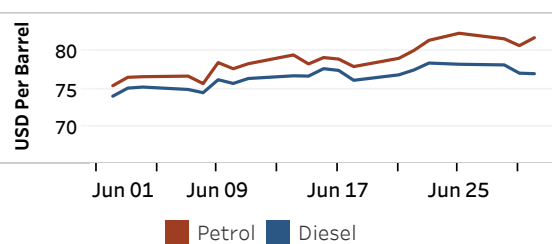


Source: Colombo Stock Exchange

Energy

Refined Oil Products - Singapore Market

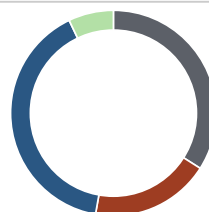
USD per Barrel	Petrol	Diesel
30-Jun-21	81.80	77.00



Source: Reuters

Electricity Generation

	30-Jun-21
Total Energy (GWh)	43.71
Peak Demand (MW)	2,468.30



Per cent	Source
34.0	Thermal Coal
18.8	Thermal Oil
40.1	Hydro
7.1	Wind

Source: Ceylon Electricity Board