



Real GDP 2020: -3.6%    NCPI Y-o-Y Change (2013=100) May: 6.1%    CCPI Y-o-Y Change (2013=100) May: 4.5%

### Exchange Rates

29-Jun-21	TT Buying	TT Selling
Rs. Per Unit		
USD	197.3063	202.8977
GBP	273.2772	281.5776
EUR	234.7046	241.9864
JPY	1.7864	1.8357

#### Indicative USD Spot Exchange Rate



Source: Central Bank of Sri Lanka

### Gold Price

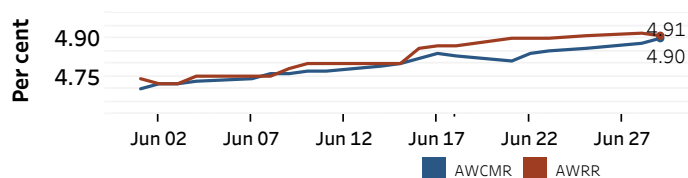


Source: Reuters

### Money Market

Policy Rates: SDF Rate: 4.50%    SLF Rate: 5.50%    Bank Rate: 8.50%    SRR: 2.00%

#### Overnight Money Market Rates



#### Yield Rates of T-Bills

	Primary Market	Secondary Market
	25-Jun-21	28-Jun-21
91 Day	5.17	5.14
182 Day	5.17	5.17
364 Day	5.21	5.13

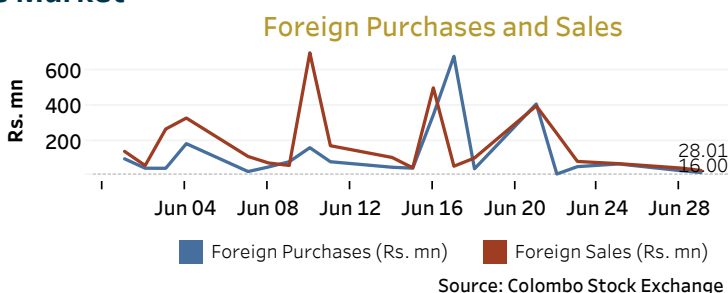
Source: Central Bank of Sri Lanka

	28-Jun-21	29-Jun-21
Overnight Liquidity (Rs. bn)	105.21	116.01

### Share Market

	29-Jun-21
ASPI	7,856.64
S&P SL20	3,002.96
Daily Turnover	Rs. 2,304.12 mn

Market Capitalisation	PE Ratio
Rs. 3,478.60 bn	10.6

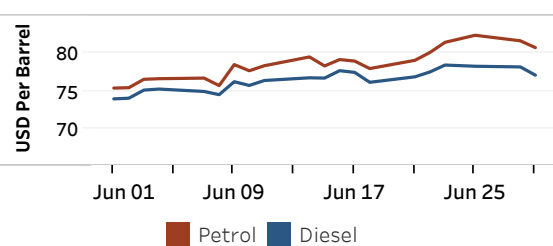


Source: Colombo Stock Exchange

### Energy

#### Refined Oil Products - Singapore Market

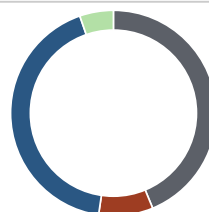
USD per Barrel	Petrol	Diesel
29-Jun-21	80.74	77.07



Source: Reuters

#### Electricity Generation

	29-Jun-21
Total Energy (GWh)	43.87
Peak Demand (MW)	2,482.60



Per cent	Source
43.8	Thermal Coal
8.5	Thermal Oil
42.4	Hydro
5.3	Wind

Source: Ceylon Electricity Board