

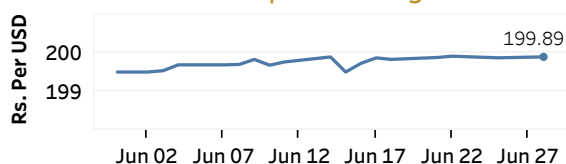


Real GDP 2020: -3.6% NCPI Y-o-Y Change (2013=100) May: 6.1% CCPI Y-o-Y Change (2013=100) May: 4.5%

Exchange Rates

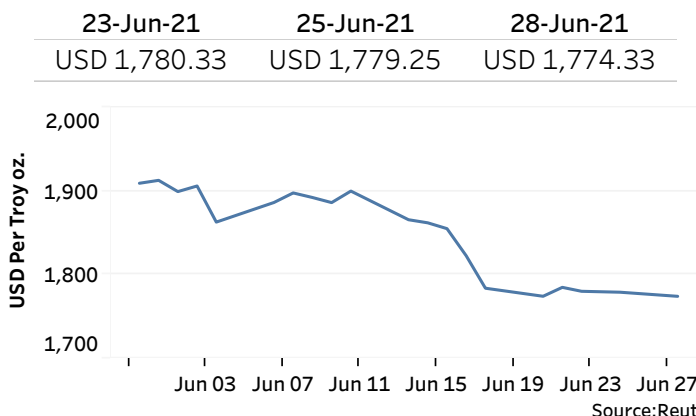
28-Jun-21	TT Buying	TT Selling
Rs. Per Unit		
USD	197.3063	202.8977
GBP	274.0212	281.9384
EUR	234.9134	242.1902
JPY	1.7835	1.8330

Indicative USD Spot Exchange Rate



Source: Central Bank of Sri Lanka

Gold Price

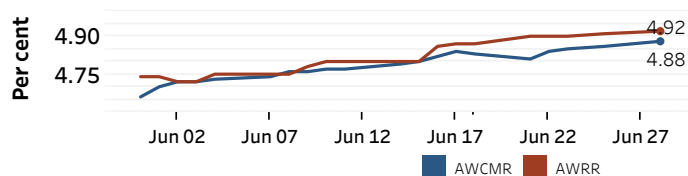


Source: Reuters

Money Market

Policy Rates: SDF Rate: 4.50% SLF Rate: 5.50% Bank Rate: 8.50% SRR: 2.00%

Overnight Money Market Rates



25-Jun-21 28-Jun-21

Overnight Liquidity (Rs. bn) 91.62 105.21

Yield Rates of T-Bills

	Primary Market	Secondary Market
	25-Jun-21	25-Jun-21
91 Day	5.17	5.16
182 Day	5.17	5.17
364 Day	5.21	5.13

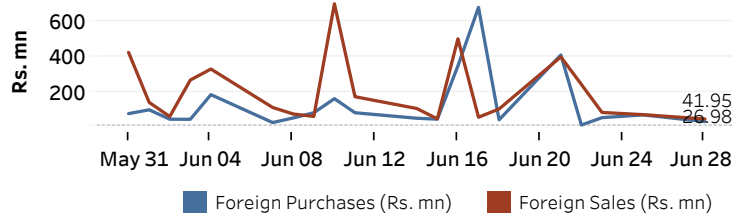
Source: Central Bank of Sri Lanka

Share Market

28-Jun-21		
ASPI	▲	7,877.84
S&P SL20	▼	3,037.78
Daily Turnover		
Rs.1,568.00 mn		

Market Capitalisation PE Ratio
Rs. 3,487.98 bn n.a.

Foreign Purchases and Sales

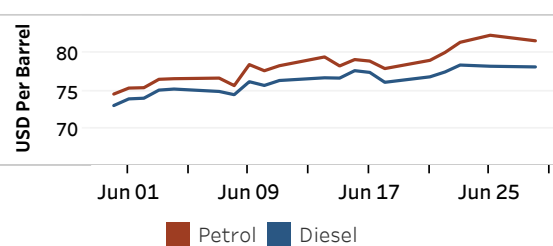


Source: Colombo Stock Exchange

Energy

Refined Oil Products - Singapore Market

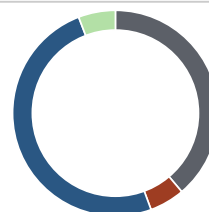
USD per Barrel	Petrol	Diesel
28-Jun-21	81.65	78.17



Source: Reuters

Electricity Generation

	28-Jun-21
Total Energy (GWh)	42.09
Peak Demand (MW)	2,514.00



Per cent
38.8 Thermal Coal
5.5 Thermal Oil
49.8 Hydro
5.8 Wind

Source: Ceylon Electricity Board