



Real GDP 2020: -3.6% NCPI Y-o-Y Change (2013=100) May: 6.1% CCPI Y-o-Y Change (2013=100) May: 4.5%

Exchange Rates

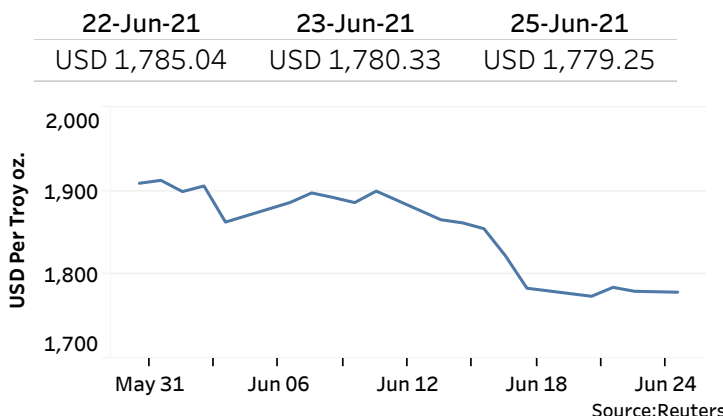
25-Jun-21	TT Buying	TT Selling
Rs. Per Unit		
USD	197.5223	202.8977
GBP	274.6012	282.9317
EUR	235.2454	242.5373
JPY	1.7804	1.8318

Indicative USD Spot Exchange Rate



Source: Central Bank of Sri Lanka

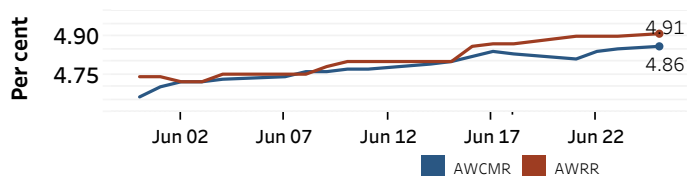
Gold Price



Money Market

Policy Rates: SDF Rate: 4.50% SLF Rate: 5.50% Bank Rate: 8.50% SRR: 2.00%

Overnight Money Market Rates



Yield Rates of T-Bills

	Primary Market	Secondary Market
	18-Jun-21	23-Jun-21
91 Day	5.17	4.80
182 Day	5.17	5.15
364 Day	5.21	5.13

Source: Central Bank of Sri Lanka

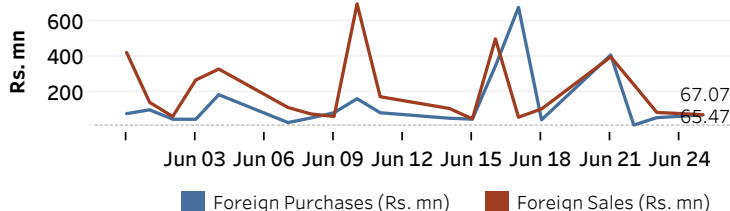
	23-Jun-21	25-Jun-21
Overnight Liquidity (Rs. bn)	77.81	91.62

Share Market

25-Jun-21		
ASPI	▲	7,809.15
S&P SL20	▲	3,042.63
Daily Turnover		
Rs.1,214.14 mn		

Market Capitalisation	PE Ratio
Rs. 3,457.57 bn	n.a.

Foreign Purchases and Sales

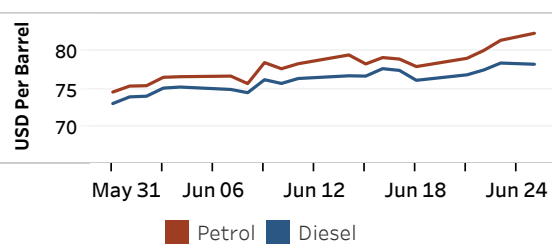


Source: Colombo Stock Exchange

Energy

Refined Oil Products - Singapore Market

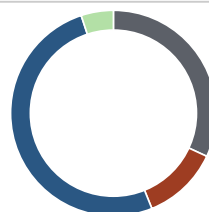
USD per Barrel	Petrol	Diesel
25-Jun-21	82.39	78.26



Source: Reuters

Electricity Generation

	25-Jun-21
Total Energy (GWh)	41.24
Peak Demand (MW)	2,451.00



Source: Ceylon Electricity Board