



Real GDP 2020: -3.6% NCPI Y-o-Y Change (2013=100) May: 6.1% CCPI Y-o-Y Change (2013=100) May: 4.5%

Exchange Rates

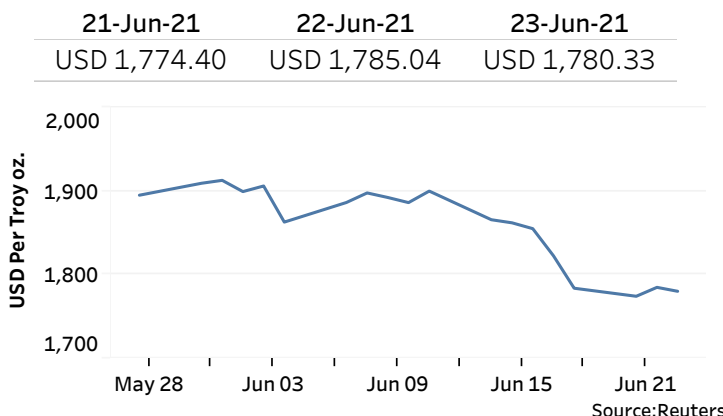
23-Jun-21	TT Buying	TT Selling
Rs. Per Unit		
USD	197.9223	202.8977
GBP	274.5814	282.9155
EUR	234.5605	242.2036
JPY	1.7822	1.8335

Indicative USD Spot Exchange Rate



Source: Central Bank of Sri Lanka

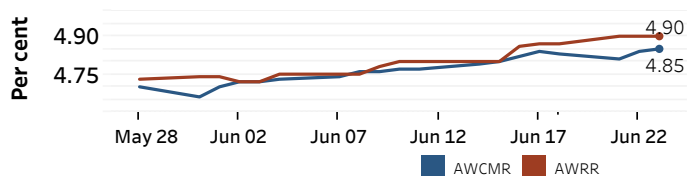
Gold Price



Money Market

Policy Rates: SDF Rate: 4.50% SLF Rate: 5.50% Bank Rate: 8.50% SRR: 2.00%

Overnight Money Market Rates



Yield Rates of T-Bills

	Primary Market 18-Jun-21	Secondary Market 22-Jun-21
91 Day	5.17	4.80
182 Day	5.17	5.15
364 Day	5.21	5.13

	22-Jun-21	23-Jun-21
Overnight Liquidity (Rs. bn)	89.78	77.81

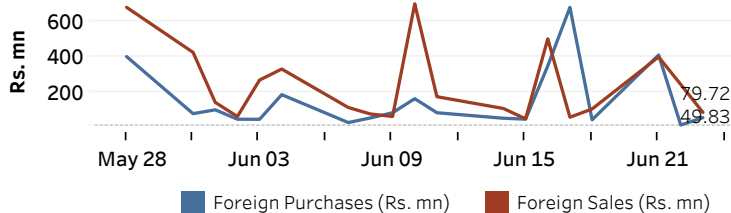
Source: Central Bank of Sri Lanka

Share Market

	23-Jun-21
ASPI	7,742.14
S&P SL20	3,029.60
Daily Turnover	Rs.1,551.64 mn

Market Capitalisation	PE Ratio
Rs. 3,427.90 bn	8.2

Foreign Purchases and Sales

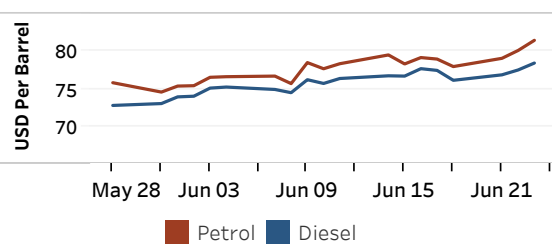


Source: Colombo Stock Exchange

Energy

Refined Oil Products - Singapore Market

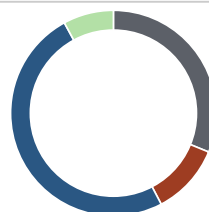
USD per Barrel	Petrol	Diesel
23-Jun-21	81.45	78.42



Source: Reuters

Electricity Generation

	23-Jun-21
Total Energy (GWh)	42.81
Peak Demand (MW)	2,410.00



Per cent	Source
31.2	Thermal Coal
11.1	Thermal Oil
49.8	Hydro
7.9	Wind

Source: Ceylon Electricity Board