



Real GDP 2020: -3.6% NCPI Y-o-Y Change (2013=100) May: 6.1% CCPI Y-o-Y Change (2013=100) May: 4.5%

Exchange Rates

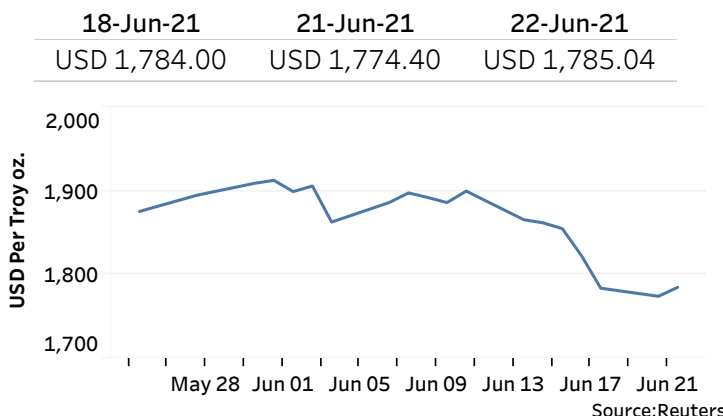
22-Jun-21	TT Buying	TT Selling
Rs. Per Unit		
USD	198.0303	202.8896
GBP	274.2171	282.5205
EUR	234.6151	241.8713
JPY	1.7880	1.8396

Indicative USD Spot Exchange Rate



Source: Central Bank of Sri Lanka

Gold Price

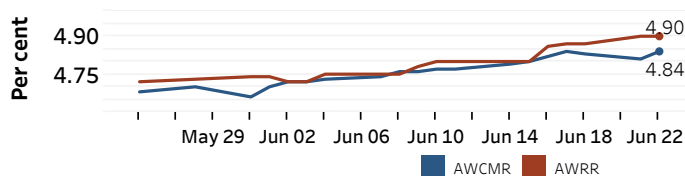


Source: Reuters

Money Market

Policy Rates: SDF Rate: 4.50% SLF Rate: 5.50% Bank Rate: 8.50% SRR: 2.00%

Overnight Money Market Rates



21-Jun-21 22-Jun-21

Overnight Liquidity (Rs. bn) 87.29 89.78

Yield Rates of T-Bills

	Primary Market	Secondary Market
	18-Jun-21	21-Jun-21
91 Day	5.17	5.05
182 Day	5.17	5.15
364 Day	5.21	5.13

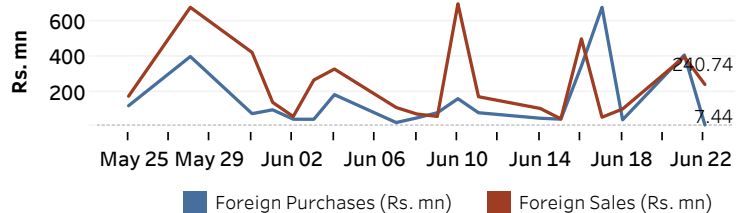
Source: Central Bank of Sri Lanka

Share Market

22-Jun-21	
ASPI	7,743.71 ▲
S&P SL20	3,026.08 ▼
Daily Turnover	
Rs.1,937.51 mn	

Market Capitalisation PE Ratio
Rs. 3,428.60 bn 8.2

Foreign Purchases and Sales

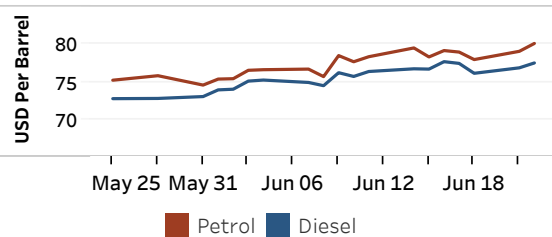


Source: Colombo Stock Exchange

Energy

Refined Oil Products - Singapore Market

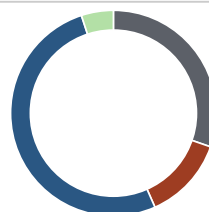
USD per Barrel	Petrol	Diesel
22-Jun-21	80.10	77.50



Source: Reuters

Electricity Generation

22-Jun-21	
Total Energy (GWh)	43.32
Peak Demand (MW)	2,452.00



Per cent
30.3 Thermal Coal
13.1 Thermal Oil
51.6 Hydro
5.0 Wind

Source: Ceylon Electricity Board