



Real GDP 2020: -3.6%

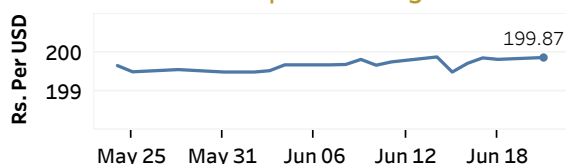
NCPI Y-o-Y Change (2013=100) May: 6.1%

CCPI Y-o-Y Change (2013=100) May: 4.5%

Exchange Rates

21-Jun-21	TT Buying	TT Selling
Rs. Per Unit		
USD	197.9103	202.8896
GBP	272.3783	280.4094
EUR	233.2892	240.8931
JPY	1.7929	1.8448

Indicative USD Spot Exchange Rate



Source: Central Bank of Sri Lanka

Gold Price

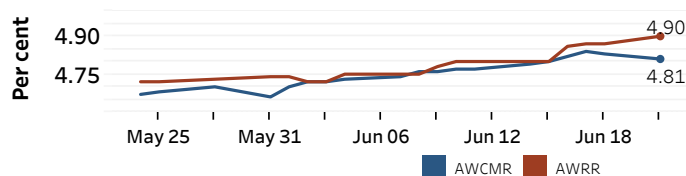


Source: Reuters

Money Market

Policy Rates: SDF Rate: 4.50% SLF Rate: 5.50% Bank Rate: 8.50% SRR: 2.00%

Overnight Money Market Rates



Yield Rates of T-Bills

	Primary Market	Secondary Market
	18-Jun-21	18-Jun-21
91 Day	5.17	5.17
182 Day	5.17	5.15
364 Day	5.21	5.13

Source: Central Bank of Sri Lanka

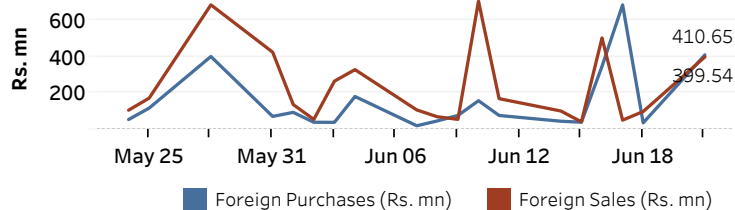
	18-Jun-21	21-Jun-21
Overnight Liquidity (Rs. bn)	94.09	87.29

Share Market

	21-Jun-21
ASPI	7,726.73 ▲
S&P SL20	3,064.45 ▼
Daily Turnover	Rs. 1,954.50 mn

Market Capitalisation	PE Ratio
Rs. 3,421.48 bn	8.1

Foreign Purchases and Sales

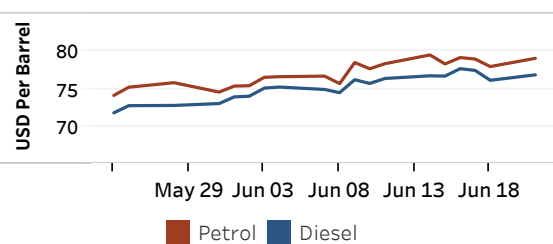


Source: Colombo Stock Exchange

Energy

Refined Oil Products - Singapore Market

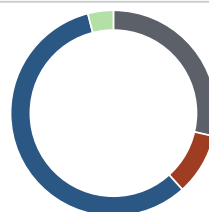
USD per Barrel	Petrol	Diesel
21-Jun-21	79.05	76.85



Source: Reuters

Electricity Generation

	21-Jun-21
Total Energy (GWh)	42.73
Peak Demand (MW)	2,478.00



Per cent	Source
28.6	Thermal Coal
9.7	Thermal Oil
57.7	Hydro
4.0	Wind

Source: Ceylon Electricity Board