

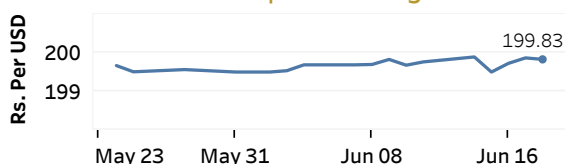


Real GDP 2020: -3.6%    NCPI Y-o-Y Change (2013=100) Apr: 5.5%    CCPI Y-o-Y Change (2013=100) May: 4.5%

### Exchange Rates

18-Jun-21	TT Buying	TT Selling
Rs. Per Unit		
USD	198.0303	202.8896
GBP	274.8246	282.8988
EUR	234.8713	242.1358
JPY	1.7878	1.8405

#### Indicative USD Spot Exchange Rate



Source: Central Bank of Sri Lanka

### Gold Price

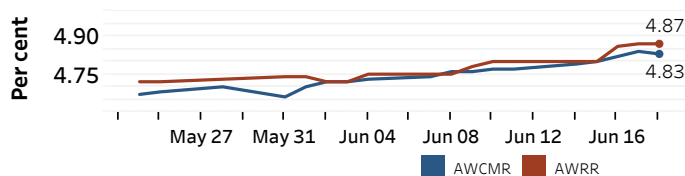


Source: Reuters

### Money Market

Policy Rates: SDF Rate: 4.50%    SLF Rate: 5.50%    Bank Rate: 8.50%    SRR: 2.00%

#### Overnight Money Market Rates



#### Yield Rates of T-Bills

	Primary Market	Secondary Market
	11-Jun-21	17-Jun-21
91 Day	5.16	5.06
182 Day	5.17	5.06
364 Day	5.21	4.94

	17-Jun-21	18-Jun-21
Overnight Liquidity (Rs. bn)	79.80	94.09

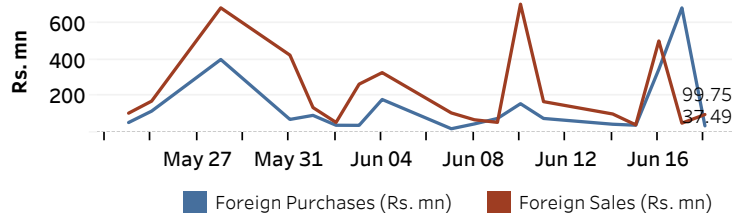
Source: Central Bank of Sri Lanka

### Share Market

	18-Jun-21
ASPI	7,715.46
S&P SL20	3,083.38
Daily Turnover	Rs. 2,330.68 mn

Market Capitalisation	PE Ratio
Rs. 3,416.49 bn	8.1

#### Foreign Purchases and Sales

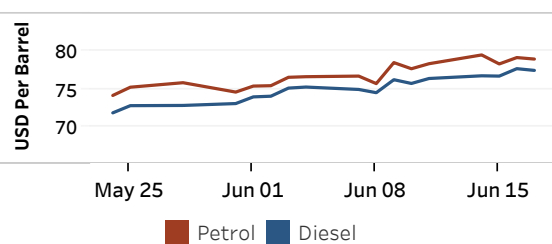


Source: Colombo Stock Exchange

### Energy

#### Refined Oil Products - Singapore Market

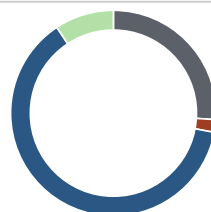
USD per Barrel	Petrol	Diesel
17-Jun-21	78.95	77.44



Source: Reuters

#### Electricity Generation

	18-Jun-21
Total Energy (GWh)	39.31
Peak Demand (MW)	2,308.10



Per cent	Source
26.0	Thermal Coal
2.0	Thermal Oil
62.7	Hydro
9.3	Wind

Source: Ceylon Electricity Board