

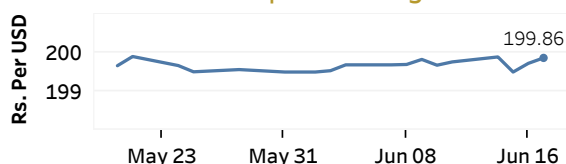


Real GDP 2020: -3.6%    NCPI Y-o-Y Change (2013=100) Apr: 5.5%    CCPI Y-o-Y Change (2013=100) May: 4.5%

### Exchange Rates

| 17-Jun-21    | TT Buying | TT Selling |
|--------------|-----------|------------|
| Rs. Per Unit |           |            |
| USD          | 198.0303  | 202.8896   |
| GBP          | 276.2300  | 284.1710   |
| EUR          | 236.1525  | 243.7292   |
| JPY          | 1.7802    | 1.8327     |

#### Indicative USD Spot Exchange Rate



Source: Central Bank of Sri Lanka

### Gold Price

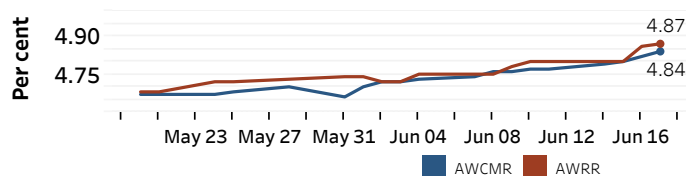


Source: Reuters

### Money Market

Policy Rates: SDF Rate: 4.50%    SLF Rate: 5.50%    Bank Rate: 8.50%    SRR: 2.00%

#### Overnight Money Market Rates



#### Yield Rates of T-Bills

|         | Primary Market | Secondary Market |
|---------|----------------|------------------|
|         | 11-Jun-21      | 16-Jun-21        |
| 91 Day  | 5.16           | 5.01             |
| 182 Day | 5.17           | 5.06             |
| 364 Day | 5.21           | 5.06             |

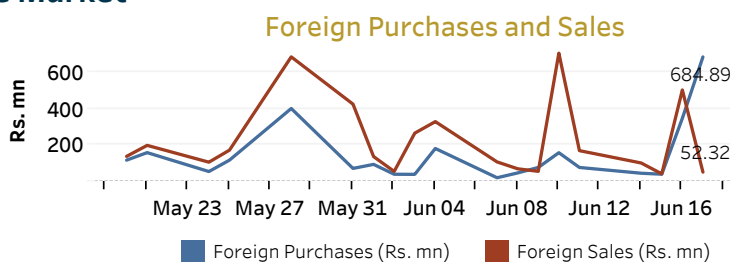
|                              | 16-Jun-21 | 17-Jun-21 |
|------------------------------|-----------|-----------|
| Overnight Liquidity (Rs. bn) | 82.62     | 79.80     |

Source: Central Bank of Sri Lanka

### Share Market

| 17-Jun-21       |   |          |
|-----------------|---|----------|
| ASPI            | ▲ | 7,659.00 |
| S&P SL20        | ▲ | 3,079.59 |
| Daily Turnover  |   |          |
| Rs. 3,955.09 mn |   |          |

| Market Capitalisation | PE Ratio |
|-----------------------|----------|
| Rs. 3,391.49 bn       | n.a.     |

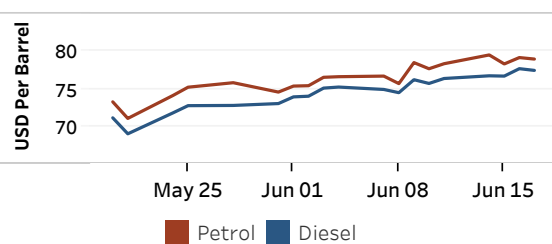


Source: Colombo Stock Exchange

### Energy

#### Refined Oil Products - Singapore Market

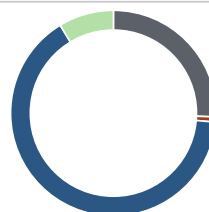
| USD per Barrel | Petrol | Diesel |
|----------------|--------|--------|
| 17-Jun-21      | 78.95  | 77.44  |



Source: Reuters

#### Electricity Generation

| 17-Jun-21          |          |
|--------------------|----------|
| Total Energy (GWh) | 38.47    |
| Peak Demand (MW)   | 2,335.50 |



| Per cent | Source       |
|----------|--------------|
| 25.6     | Thermal Coal |
| 0.8      | Thermal Oil  |
| 64.9     | Hydro        |
| 8.7      | Wind         |

Source: Ceylon Electricity Board