

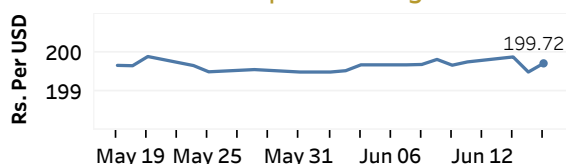


Real GDP 2020: -3.6%    NCI Y-o-Y Change (2013=100) Apr: 5.5%    CCPI Y-o-Y Change (2013=100) May: 4.5%

### Exchange Rates

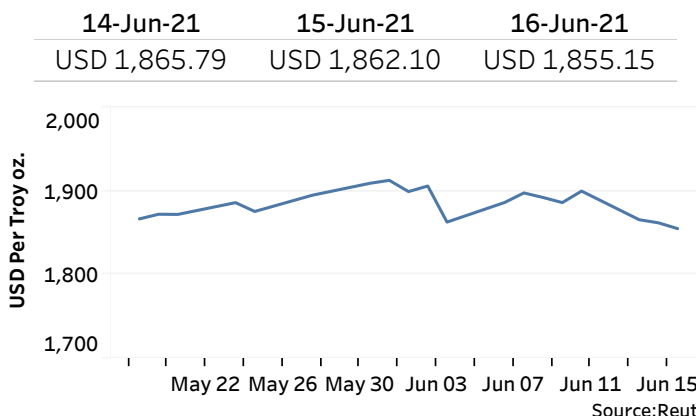
Rs. Per Unit	TT Buying	TT Selling
USD	197.9303	202.8896
GBP	277.5228	285.8909
EUR	238.4944	246.1995
JPY	1.7930	1.8413

#### Indicative USD Spot Exchange Rate



Source: Central Bank of Sri Lanka

### Gold Price

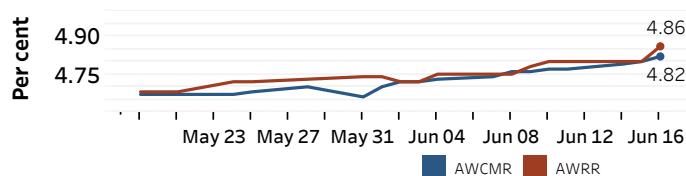


Source: Reuters

### Money Market

Policy Rates: SDF Rate: 4.50%    SLF Rate: 5.50%    Bank Rate: 8.50%    SRR: 2.00%

#### Overnight Money Market Rates



#### Yield Rates of T-Bills

	Primary Market	Secondary Market
	11-Jun-21	15-Jun-21
91 Day	5.16	5.08
182 Day	5.17	5.06
364 Day	5.21	5.06

Source: Central Bank of Sri Lanka

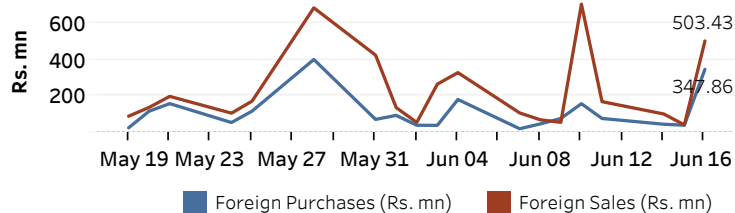
	15-Jun-21	16-Jun-21
Overnight Liquidity (Rs. bn)	83.07	82.62

### Share Market

	16-Jun-21
ASPI	7,641.19 ▲
S&P SL20	3,072.67 ▲
Daily Turnover	Rs.2,714.64 mn

Market Capitalisation	PE Ratio
Rs. 3,383.35 bn	n.a.

#### Foreign Purchases and Sales

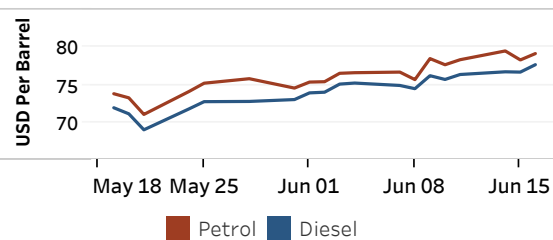


Source: Colombo Stock Exchange

### Energy

#### Refined Oil Products - Singapore Market

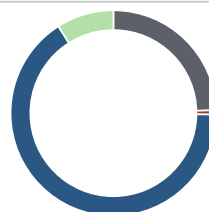
USD per Barrel	Petrol	Diesel
16-Jun-21	79.15	77.67



Source: Reuters

#### Electricity Generation

	16-Jun-21
Total Energy (GWh)	37.81
Peak Demand (MW)	2,277.50



Per cent	Source
24.5	Thermal Coal
0.7	Thermal Oil
65.8	Hydro
9.0	Wind

Source: Ceylon Electricity Board