

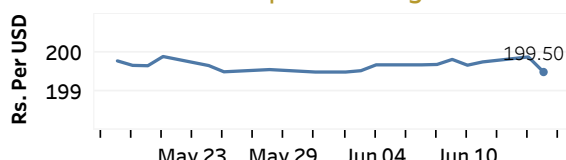


Real GDP 2020: -3.6% NCPI Y-o-Y Change (2013=100) Apr: 5.5% CCPI Y-o-Y Change (2013=100) May: 4.5%

Exchange Rates

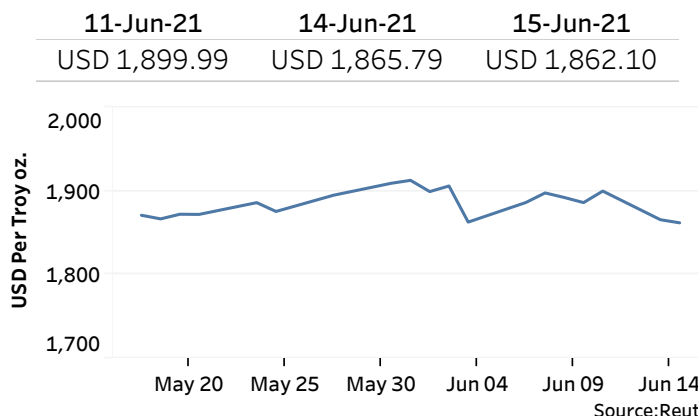
15-Jun-21	TT Buying	TT Selling
Rs. Per Unit		
USD	197.9303	202.8896
GBP	278.5118	286.4946
EUR	238.5617	246.1835
JPY	1.7893	1.8419

Indicative USD Spot Exchange Rate



Source: Central Bank of Sri Lanka

Gold Price

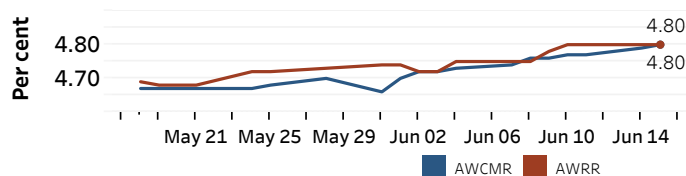


Source: Reuters

Money Market

Policy Rates: SDF Rate: 4.50% SLF Rate: 5.50% Bank Rate: 8.50% SRR: 2.00%

Overnight Money Market Rates



Yield Rates of T-Bills

	Primary Market	Secondary Market
	11-Jun-21	14-Jun-21
91 Day	5.16	5.14
182 Day	5.17	5.06
364 Day	5.21	5.06

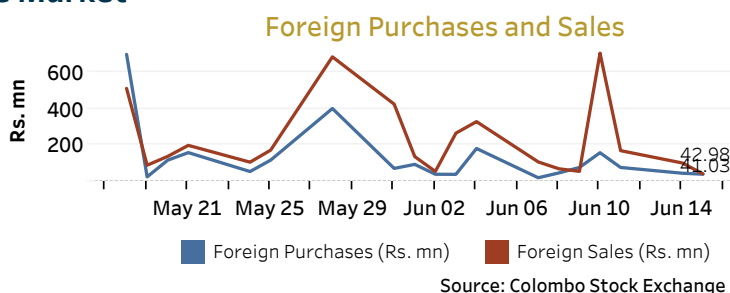
	14-Jun-21	15-Jun-21
Overnight Liquidity (Rs. bn)	88.40	83.07

Source: Central Bank of Sri Lanka

Share Market

15-Jun-21		
ASPI	▲	7,605.53
S&P SL20	▼	3,051.52
Daily Turnover		
Rs.1,745.03 mn		

Market Capitalisation	PE Ratio
Rs. 3,367.56 bn	7.4

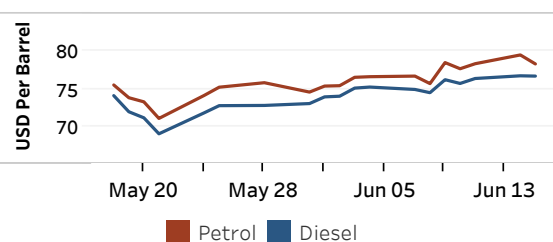


Source: Colombo Stock Exchange

Energy

Refined Oil Products - Singapore Market

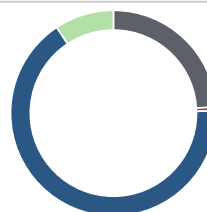
USD per Barrel	Petrol	Diesel
15-Jun-21	78.30	76.68



Source: Reuters

Electricity Generation

	15-Jun-21
Total Energy (GWh)	36.53
Peak Demand (MW)	2,243.30



Per cent	Source
24.0	Thermal Coal
0.6	Thermal Oil
66.1	Hydro
9.3	Wind

Source: Ceylon Electricity Board