

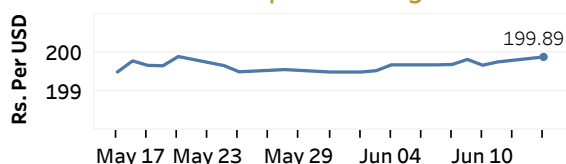


Real GDP 2020: -3.6%    NCPI Y-o-Y Change (2013=100) Apr: 5.5%    CCPI Y-o-Y Change (2013=100) May: 4.5%

### Exchange Rates

Rs. Per Unit	TT Buying	TT Selling
USD	198.1103	202.8896
GBP	278.5835	286.5629
EUR	238.0402	245.7310
JPY	1.7949	1.8476

#### Indicative USD Spot Exchange Rate



Source: Central Bank of Sri Lanka

### Gold Price

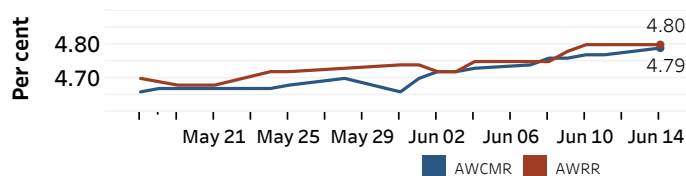


Source: Reuters

### Money Market

Policy Rates: SDF Rate: 4.50%    SLF Rate: 5.50%    Bank Rate: 8.50%    SRR: 2.00%

#### Overnight Money Market Rates



11-Jun-21    14-Jun-21

Overnight Liquidity (Rs. bn)    110.00    88.40

#### Yield Rates of T-Bills

	Primary Market	Secondary Market
	11-Jun-21	11-Jun-21
91 Day	5.16	5.14
182 Day	5.17	5.06
364 Day	5.21	5.17

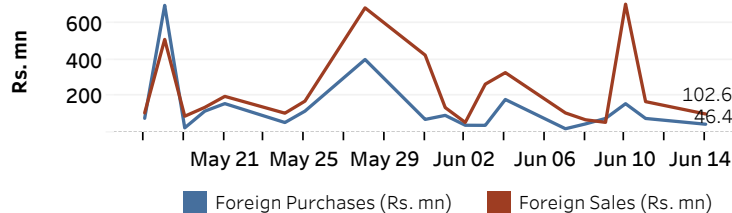
Source: Central Bank of Sri Lanka

### Share Market

	14-Jun-21
ASPI	7,582.27
S&P SL20	3,054.94
Daily Turnover	Rs. 1,361.65 mn

Market Capitalisation	PE Ratio
Rs. 3,357.26 bn	11.7

#### Foreign Purchases and Sales

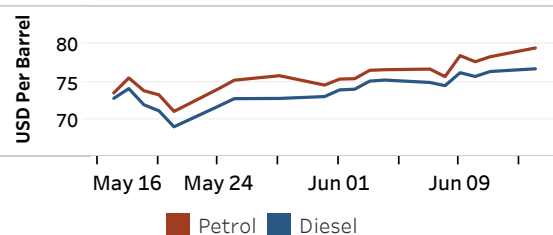


Source: Colombo Stock Exchange

### Energy

#### Refined Oil Products - Singapore Market

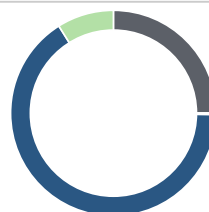
USD per Barrel	Petrol	Diesel
14-Jun-21	79.50	76.72



Source: Reuters

#### Electricity Generation

	14-Jun-21
Total Energy (GWh)	35.42
Peak Demand (MW)	2,212.80



Per cent	Source
25.0	Thermal Coal
0.3	Thermal Oil
65.9	Hydro
8.9	Wind

Source: Ceylon Electricity Board