

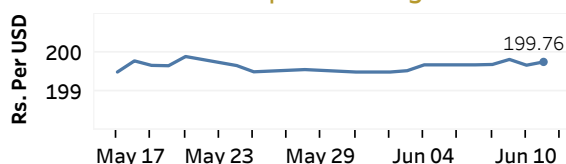


Real GDP 2020: -3.6%    NCPI Y-o-Y Change (2013=100) Apr: 5.5%    CCPI Y-o-Y Change (2013=100) May: 4.5%

### Exchange Rates

11-Jun-21	TT Buying	TT Selling
Rs. Per Unit		
USD	198.1303	202.8896
GBP	279.4018	287.8197
EUR	239.8602	247.5092
JPY	1.8035	1.8558

#### Indicative USD Spot Exchange Rate



Source: Central Bank of Sri Lanka

### Gold Price

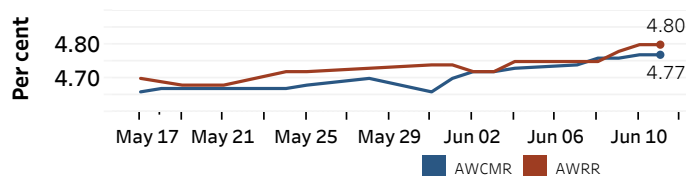


Source: Reuters

### Money Market

Policy Rates: SDF Rate: 4.50%    SLF Rate: 5.50%    Bank Rate: 8.50%    SRR: 2.00%

#### Overnight Money Market Rates



10-Jun-21    11-Jun-21

Overnight Liquidity (Rs. bn)    110.72    110.00

#### Yield Rates of T-Bills

	Primary Market	Secondary Market
	04-Jun-21	10-Jun-21
91 Day	5.15	5.06
182 Day	5.17	5.16
364 Day	5.21	4.93

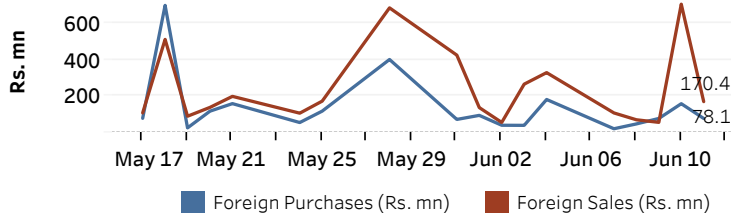
Source: Central Bank of Sri Lanka

### Share Market

11-Jun-21		
ASPI	▲	7,610.30
S&P SL20	▼	3,067.03
Daily Turnover		
Rs. 2,278.22 mn		

Market Capitalisation	PE Ratio
Rs. 3,369.68 bn	13.8

#### Foreign Purchases and Sales

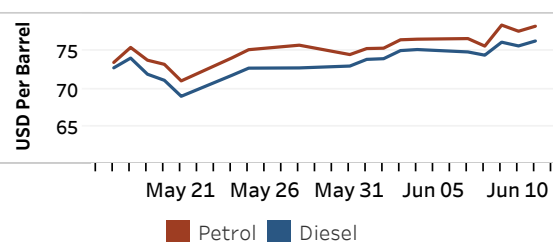


Source: Colombo Stock Exchange

### Energy

#### Refined Oil Products - Singapore Market

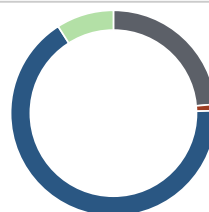
USD per Barrel	Petrol	Diesel
11-Jun-21	78.33	76.36



Source: Reuters

#### Electricity Generation

11-Jun-21	
Total Energy (GWh)	37.46
Peak Demand (MW)	2,245.70



Source: Ceylon Electricity Board