

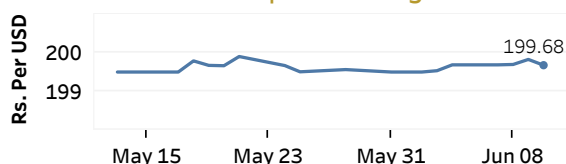


Real GDP 2020: -3.6% NCPI Y-o-Y Change (2013=100) Apr: 5.5% CCPI Y-o-Y Change (2013=100) May: 4.5%

Exchange Rates

| 10-Jun-21 | TT Buying | TT Selling |
|--------------|-----------|------------|
| Rs. Per Unit | | |
| USD | 197.9103 | 202.8896 |
| GBP | 279.5605 | 286.7233 |
| EUR | 239.4682 | 247.1891 |
| JPY | 1.8015 | 1.8536 |

Indicative USD Spot Exchange Rate



Source: Central Bank of Sri Lanka

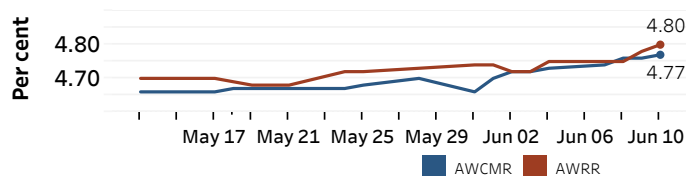
Gold Price



Money Market

Policy Rates: SDF Rate: 4.50% SLF Rate: 5.50% Bank Rate: 8.50% SRR: 2.00%

Overnight Money Market Rates



Yield Rates of T-Bills

| | Primary Market | Secondary Market |
|---------|----------------|------------------|
| | 04-Jun-21 | 09-Jun-21 |
| 91 Day | 5.15 | 5.01 |
| 182 Day | 5.17 | 5.16 |
| 364 Day | 5.21 | 4.93 |

Source: Central Bank of Sri Lanka

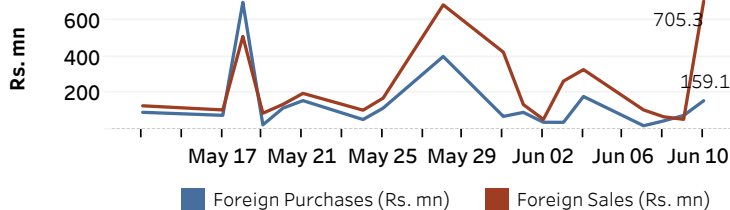
| | 09-Jun-21 | 10-Jun-21 |
|------------------------------|-----------|-----------|
| Overnight Liquidity (Rs. bn) | 105.64 | 110.72 |

Share Market

| | 10-Jun-21 |
|----------------|-----------------|
| ASPI | 7,601.16 ▲ |
| S&P SL20 | 3,074.10 ▲ |
| Daily Turnover | Rs. 3,227.22 mn |

| Market Capitalisation | PE Ratio |
|-----------------------|----------|
| Rs. 3,365.63 bn | 13.8 |

Foreign Purchases and Sales

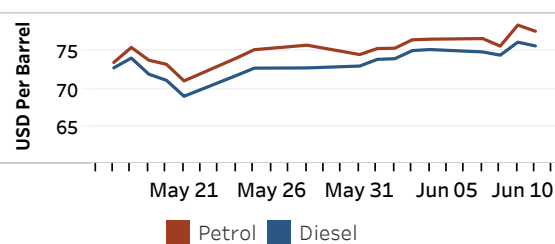


Source: Colombo Stock Exchange

Energy

Refined Oil Products - Singapore Market

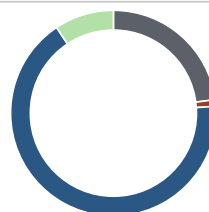
| USD per Barrel | Petrol | Diesel |
|----------------|--------|--------|
| 10-Jun-21 | 77.66 | 75.70 |



Source: Reuters

Electricity Generation

| | 10-Jun-21 |
|--------------------|-----------|
| Total Energy (GWh) | 36.78 |
| Peak Demand (MW) | 2,251.60 |



| Per cent | Source |
|----------|--------------|
| 22.9 | Thermal Coal |
| 1.0 | Thermal Oil |
| 66.7 | Hydro |
| 9.3 | Wind |

Source: Ceylon Electricity Board