

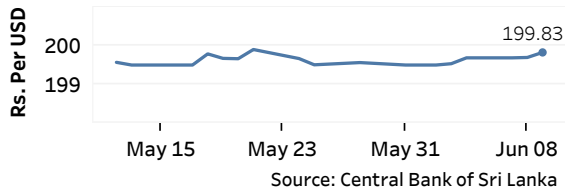


Real GDP 2020: -3.6% NCPI Y-o-Y Change (2013=100) Apr: 5.5% CCPI Y-o-Y Change (2013=100) May: 4.5%

Exchange Rates

09-Jun-21		
Rs. Per Unit	TT Buying	TT Selling
USD	197.9103	202.8896
GBP	279.1311	287.5436
EUR	239.7405	247.3866
JPY	1.8002	1.8550

Indicative USD Spot Exchange Rate



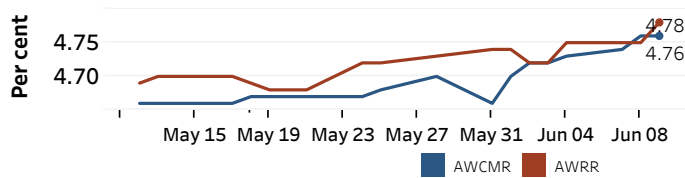
Gold Price



Money Market

Policy Rates: SDF Rate: 4.50% SLF Rate: 5.50% Bank Rate: 8.50% SRR: 2.00%

Overnight Money Market Rates



	08-Jun-21	09-Jun-21
Overnight Liquidity (Rs. bn)	111.42	105.64

Yield Rates of T-Bills

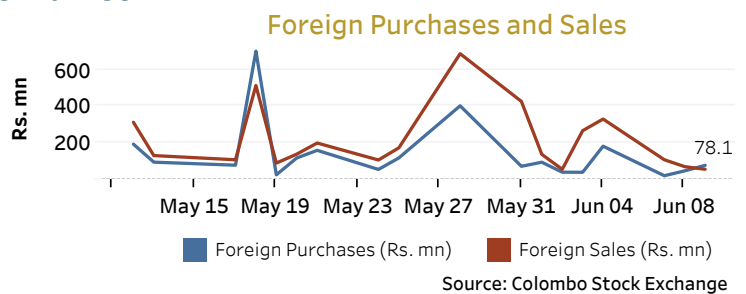
	Primary Market 04-Jun-21	Secondary Market 08-Jun-21
91 Day	5.15	5.04
182 Day	5.17	5.16
364 Day	5.21	4.93

Source: Central Bank of Sri Lanka

Share Market

09-Jun-21		
ASPI	▲	7,564.26
S&P SL20	▲	3,042.47
Daily Turnover		
Rs. 1,477.88 mn		

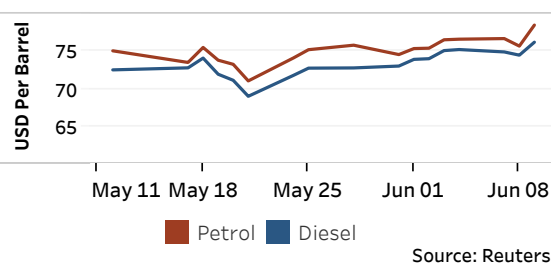
Market Capitalisation	PE Ratio
Rs. 3,349.29 bn	13.7



Energy

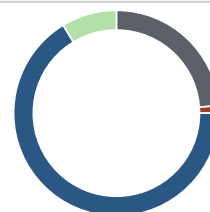
Refined Oil Products - Singapore Market

USD per Barrel	Petrol	Diesel
09-Jun-21	78.48	76.20



Electricity Generation

09-Jun-21	
Total Energy (GWh)	35.72
Peak Demand (MW)	2,120.40



Per cent	Source
23.9	Thermal Coal
1.2	Thermal Oil
66.3	Hydro
8.7	Wind

Source: Ceylon Electricity Board