

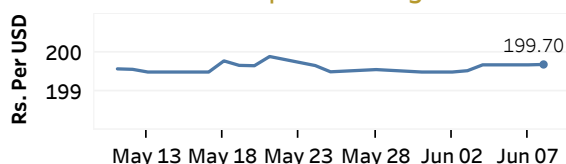


Real GDP 2020: -3.6%    NCI Y-o-Y Change (2013=100) Apr: 5.5%    CCPI Y-o-Y Change (2013=100) May: 4.5%

### Exchange Rates

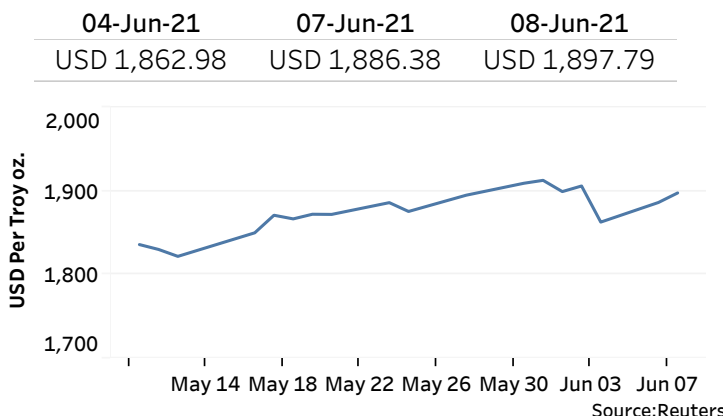
08-Jun-21	TT Buying	TT Selling
Rs. Per Unit		
USD	197.9283	202.8877
GBP	279.1271	287.5392
EUR	239.6491	247.3655
JPY	1.8008	1.8558

#### Indicative USD Spot Exchange Rate



Source: Central Bank of Sri Lanka

### Gold Price

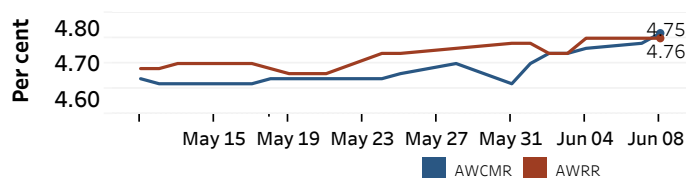


Source: Reuters

### Money Market

Policy Rates: SDF Rate: 4.50%    SLF Rate: 5.50%    Bank Rate: 8.50%    SRR: 2.00%

#### Overnight Money Market Rates



07-Jun-21    08-Jun-21

Overnight Liquidity (Rs. bn)    92.97    111.42

#### Yield Rates of T-Bills

	Primary Market	Secondary Market
	04-Jun-21	07-Jun-21
91 Day	5.15	5.04
182 Day	5.17	5.16
364 Day	5.21	4.93

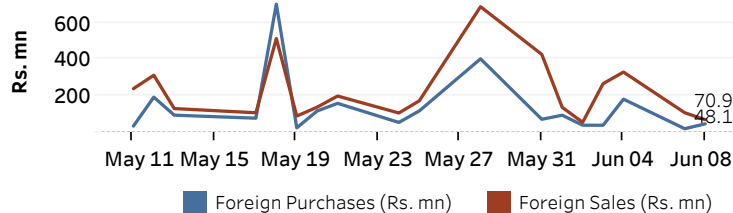
Source: Central Bank of Sri Lanka

### Share Market

	08-Jun-21
ASPI	7,542.20
S&P SL20	3,033.01
Daily Turnover	Rs. 2,000.95 mn

Market Capitalisation	PE Ratio
Rs. 3,339.52 bn	13.6

#### Foreign Purchases and Sales

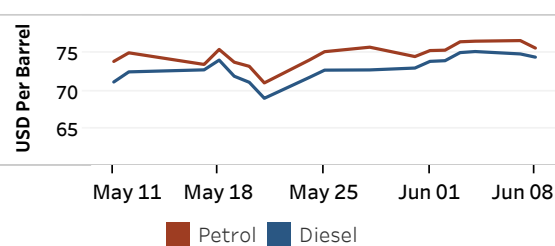


Source: Colombo Stock Exchange

### Energy

#### Refined Oil Products - Singapore Market

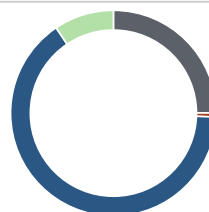
USD per Barrel	Petrol	Diesel
08-Jun-21	75.68	74.47



Source: Reuters

#### Electricity Generation

	08-Jun-21
Total Energy (GWh)	36.36
Peak Demand (MW)	2,155.00



Per cent	Source
25.0	Thermal Coal
0.7	Thermal Oil
65.0	Hydro
9.4	Wind

Source: Ceylon Electricity Board