

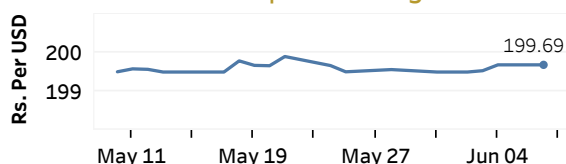


Real GDP 2020: -3.6% NCPI Y-o-Y Change (2013=100) Apr: 5.5% CCPI Y-o-Y Change (2013=100) May: 4.5%

Exchange Rates

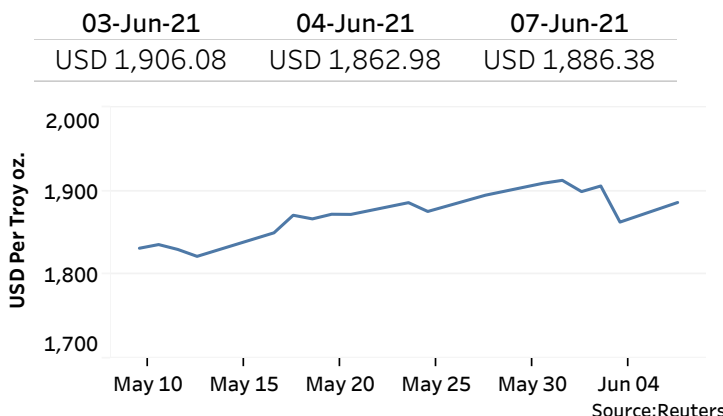
07-Jun-21	TT Buying	TT Selling
Rs. Per Unit		
USD	197.8103	202.8896
GBP	278.7832	287.1863
EUR	239.6904	247.0656
JPY	1.8011	1.8530

Indicative USD Spot Exchange Rate



Source: Central Bank of Sri Lanka

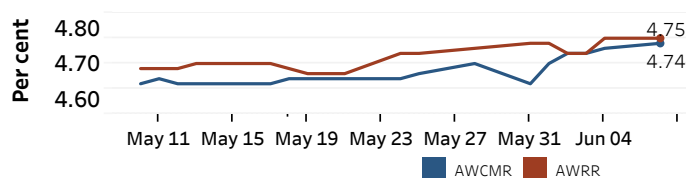
Gold Price



Money Market

Policy Rates: SDF Rate: 4.50% SLF Rate: 5.50% Bank Rate: 8.50% SRR: 2.00%

Overnight Money Market Rates



Yield Rates of T-Bills

	Primary Market	Secondary Market
	04-Jun-21	04-Jun-21
91 Day	5.15	5.11
182 Day	5.17	5.15
364 Day	5.21	4.93

	04-Jun-21	07-Jun-21
Overnight Liquidity (Rs. bn)	104.80	92.97

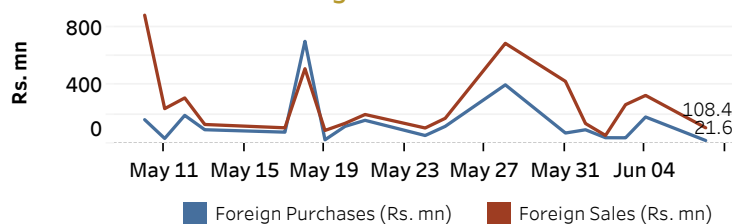
Source: Central Bank of Sri Lanka

Share Market

07-Jun-21		
ASPI	▲	7,591.90
S&P SL20	▲	3,055.14
Daily Turnover		
Rs. 2,103.27 mn		

Market Capitalisation	PE Ratio
Rs. 3,351.78 bn	13.8

Foreign Purchases and Sales

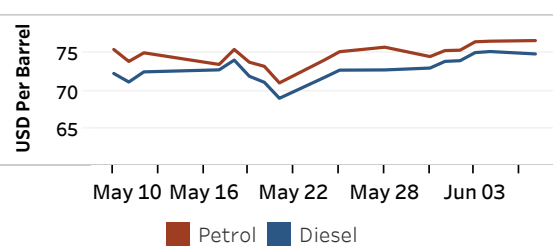


Source: Colombo Stock Exchange

Energy

Refined Oil Products - Singapore Market

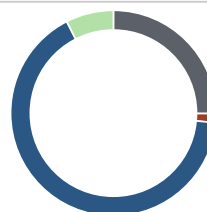
USD per Barrel	Petrol	Diesel
07-Jun-21	76.68	74.90



Source: Reuters

Electricity Generation

07-Jun-21	
Total Energy (GWh)	35.57
Peak Demand (MW)	2,265.20



Source: Ceylon Electricity Board