

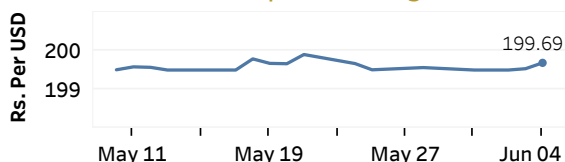


Real GDP 2020: -3.6%    NCPI Y-o-Y Change (2013=100) Apr: 5.5%    CCPI Y-o-Y Change (2013=100) May: 4.5%

### Exchange Rates

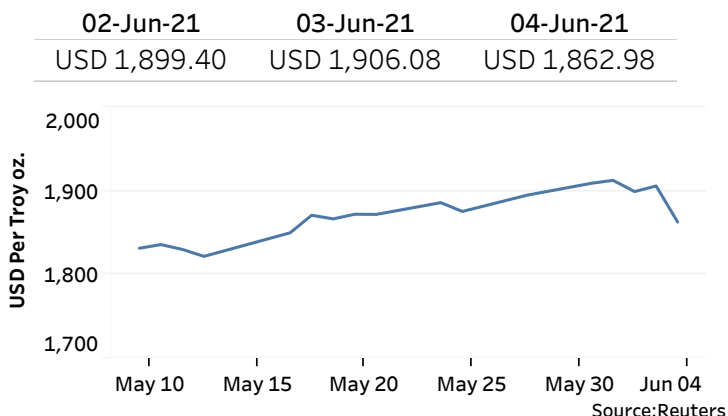
04-Jun-21	TT Buying	TT Selling
Rs. Per Unit		
USD	198.1303	202.8896
GBP	278.2063	286.3147
EUR	238.6406	246.1072
JPY	1.7898	1.8406

#### Indicative USD Spot Exchange Rate



Source: Central Bank of Sri Lanka

### Gold Price

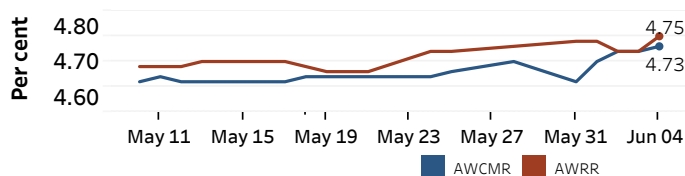


Source: Reuters

### Money Market

Policy Rates: SDF Rate: 4.50%    SLF Rate: 5.50%    Bank Rate: 8.50%    SRR: 2.00%

#### Overnight Money Market Rates



#### Yield Rates of T-Bills

	Primary Market	Secondary Market
	28-May-21	03-Jun-21
91 Day	5.13	4.96
182 Day	5.14	4.93
364 Day	5.18	4.87

Source: Central Bank of Sri Lanka

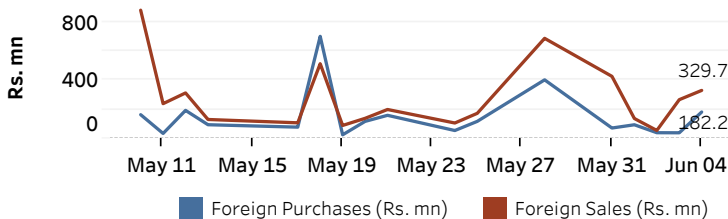
	03-Jun-21	04-Jun-21
Overnight Liquidity (Rs. bn)	99.47	104.80

### Share Market

04-Jun-21		
ASPI	▲	7,567.38
S&P SL20	▲	3,046.47
Daily Turnover		
Rs. 3,158.06 mn		

Market Capitalisation	PE Ratio
Rs. 3,340.95 bn	13.9

#### Foreign Purchases and Sales

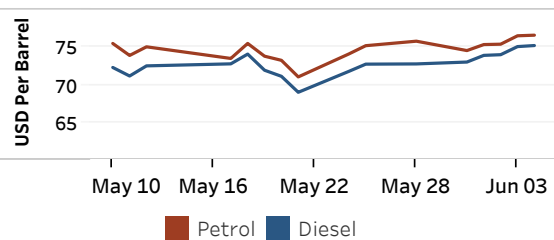


Source: Colombo Stock Exchange

### Energy

#### Refined Oil Products - Singapore Market

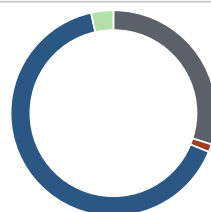
USD per Barrel	Petrol	Diesel
04-Jun-21	76.60	75.22



Source: Reuters

#### Electricity Generation

	04-Jun-21
Total Energy (GWh)	35.34
Peak Demand (MW)	2,137.10



Source: Ceylon Electricity Board