

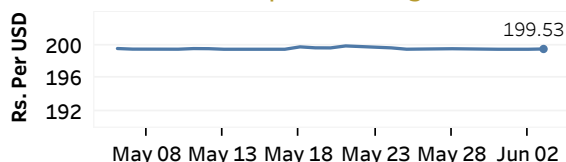


Real GDP 2020: -3.6% NCI Y-o-Y Change (2013=100) Apr: 5.5% CCPI Y-o-Y Change (2013=100) May: 4.5%

Exchange Rates

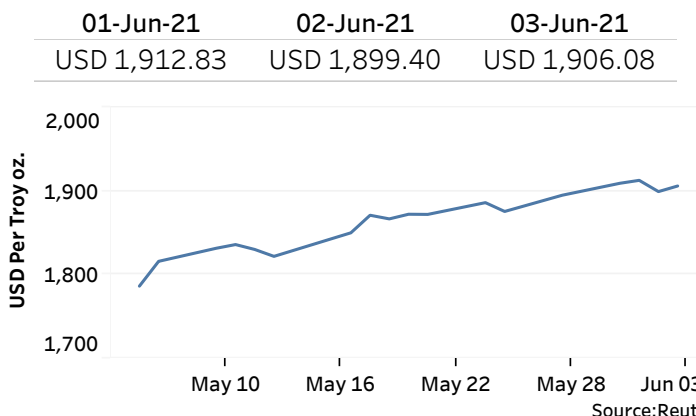
03-Jun-21	TT Buying	TT Selling
Rs. Per Unit		
USD	197.8103	202.8896
GBP	280.4408	287.7885
EUR	240.9332	247.9712
JPY	1.8035	1.8498

Indicative USD Spot Exchange Rate



Source: Central Bank of Sri Lanka

Gold Price

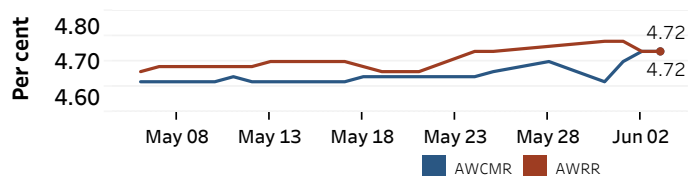


Source: Reuters

Money Market

Policy Rates: SDF Rate: 4.50% SLF Rate: 5.50% Bank Rate: 8.50% SRR: 2.00%

Overnight Money Market Rates



Yield Rates of T-Bills

	Primary Market	Secondary Market
	28-May-21	02-Jun-21
91 Day	5.13	4.99
182 Day	5.14	4.93
364 Day	5.18	4.93

Source: Central Bank of Sri Lanka

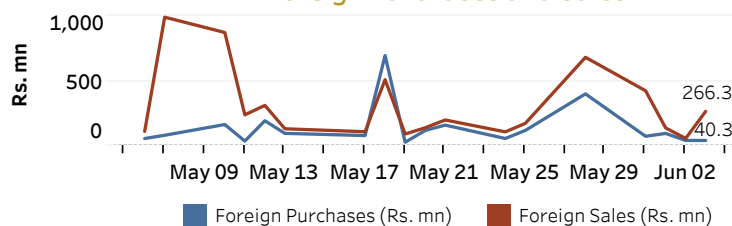
	02-Jun-21	03-Jun-21
Overnight Liquidity (Rs. bn)	96.96	99.47

Share Market

03-Jun-21	
ASPI	7,516.20 ▲
S&P SL20	3,025.76 ▲
Daily Turnover	
Rs. 2,826.67 mn	

Market Capitalisation	PE Ratio
Rs. 3,318.35 bn	13.8

Foreign Purchases and Sales

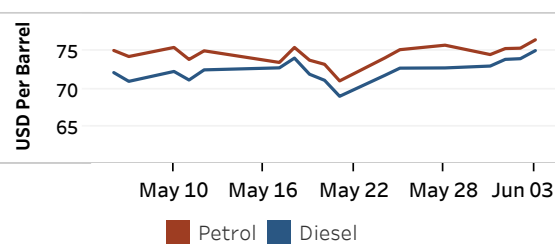


Source: Colombo Stock Exchange

Energy

Refined Oil Products - Singapore Market

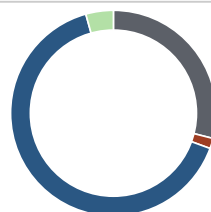
USD per Barrel	Petrol	Diesel
03-Jun-21	76.52	75.08



Source: Reuters

Electricity Generation

	03-Jun-21
Total Energy (GWh)	37.41
Peak Demand (MW)	2,155.80



Per cent	Source
29.0	Thermal Coal
1.6	Thermal Oil
65.1	Hydro
4.3	Wind

Source: Ceylon Electricity Board