

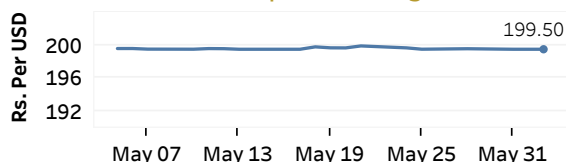


Real GDP 2020: -3.6% NCI Y-o-Y Change (2013=100) Apr: 5.5% CCPI Y-o-Y Change (2013=100) May: 4.5%

Exchange Rates

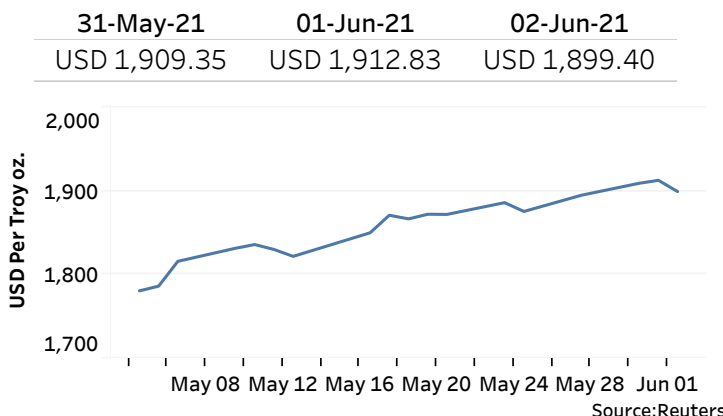
02-Jun-21	TT Buying	TT Selling
Rs. Per Unit		
USD	197.9103	202.8896
GBP	280.4057	287.5810
EUR	241.2474	248.2941
JPY	1.8031	1.8506

Indicative USD Spot Exchange Rate



Source: Central Bank of Sri Lanka

Gold Price

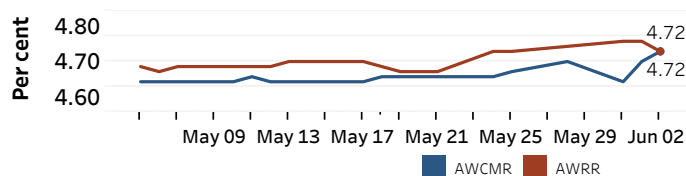


Source: Reuters

Money Market

Policy Rates: SDF Rate: 4.50% SLF Rate: 5.50% Bank Rate: 8.50% SRR: 2.00%

Overnight Money Market Rates



01-Jun-21 02-Jun-21

Overnight Liquidity (Rs. bn) 99.08 96.96

Yield Rates of T-Bills

	Primary Market	Secondary Market
	28-May-21	01-Jun-21
91 Day	5.13	4.92
182 Day	5.14	4.93
364 Day	5.18	5.01

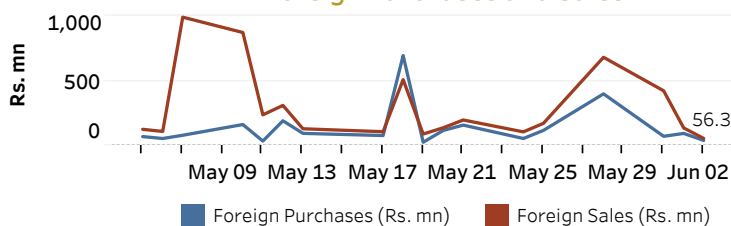
Source: Central Bank of Sri Lanka

Share Market

02-Jun-21	
ASPI	7,436.55
S&P SL20	3,000.92
Daily Turnover	
Rs. 2,138.59 mn	

Market Capitalisation	PE Ratio
Rs. 3,283.19 bn	13.7

Foreign Purchases and Sales

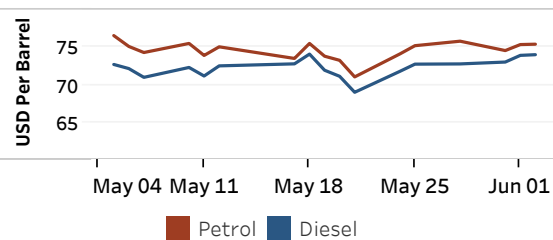


Source: Colombo Stock Exchange

Energy

Refined Oil Products - Singapore Market

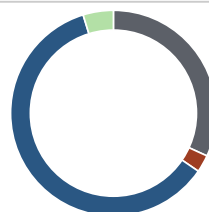
USD per Barrel	Petrol	Diesel
02-Jun-21	75.40	74.00



Source: Reuters

Electricity Generation

02-Jun-21	
Total Energy (GWh)	39.10
Peak Demand (MW)	2,317.20



Source: Ceylon Electricity Board