

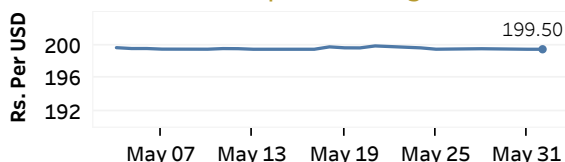


Real GDP 2020: -3.6% NCPI Y-o-Y Change (2013=100) Apr: 5.5% CCPI Y-o-Y Change (2013=100) May: 4.5%

Exchange Rates

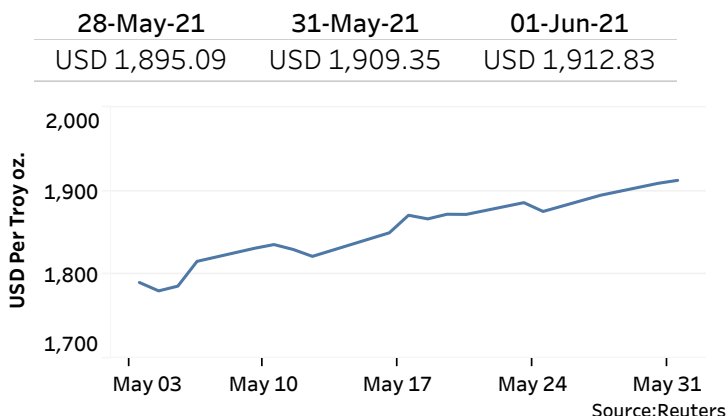
01-Jun-21	TT Buying	TT Selling
Rs. Per Unit		
USD	198.0283	202.8877
GBP	281.9971	289.1907
EUR	241.3668	248.4150
JPY	1.8063	1.8538

Indicative USD Spot Exchange Rate



Source: Central Bank of Sri Lanka

Gold Price

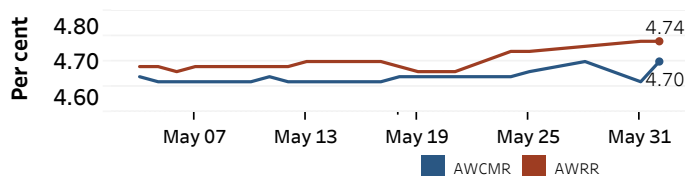


Source: Reuters

Money Market

Policy Rates: SDF Rate: 4.50% SLF Rate: 5.50% Bank Rate: 8.50% SRR: 2.00%

Overnight Money Market Rates



31-May-21 01-Jun-21

Overnight Liquidity (Rs. bn) 116.46 99.08

Yield Rates of T-Bills

	Primary Market	Secondary Market
	28-May-21	31-May-21
91 Day	5.13	4.92
182 Day	5.14	5.09
364 Day	5.18	5.01

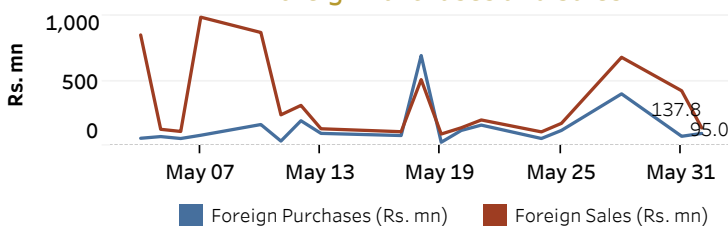
Source: Central Bank of Sri Lanka

Share Market

01-Jun-21	
ASPI	▲ 7,450.54
S&P SL20	▲ 3,002.31
Daily Turnover	
Rs. 2,910.80 mn	

Market Capitalisation	PE Ratio
Rs. 3,289.37 bn	14.3

Foreign Purchases and Sales

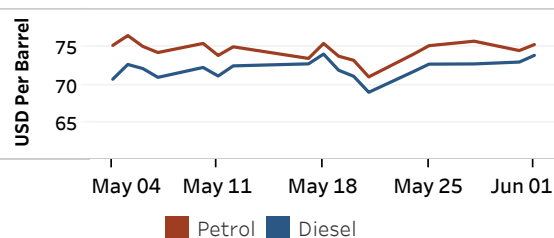


Source: Colombo Stock Exchange

Energy

Refined Oil Products - Singapore Market

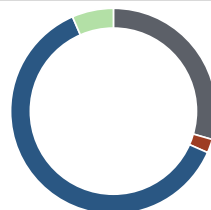
USD per Barrel	Petrol	Diesel
01-Jun-21	75.35	73.91



Source: Reuters

Electricity Generation

01-Jun-21	
Total Energy (GWh)	38.64
Peak Demand (MW)	2,376.00



Per cent	Source
29.5	Thermal Coal
2.2	Thermal Oil
61.9	Hydro
6.5	Wind

Source: Ceylon Electricity Board