

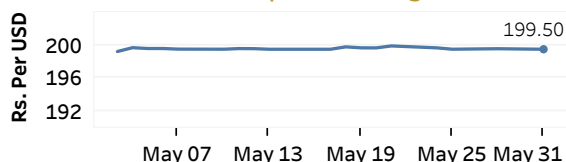


Real GDP 2020: -3.6%    NCI Y-o-Y Change (2013=100) Apr: 5.5%    CCPI Y-o-Y Change (2013=100) May: 4.5%

### Exchange Rates

31-May-21		
Rs. Per Unit	TT Buying	TT Selling
USD	197.9103	202.8896
GBP	281.1110	288.2978
EUR	240.7901	247.8300
JPY	1.8020	1.8494

#### Indicative USD Spot Exchange Rate



Source: Central Bank of Sri Lanka

### Gold Price

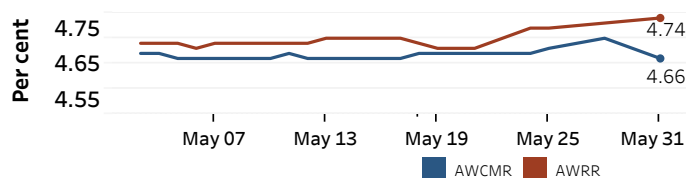


Source: Reuters

### Money Market

Policy Rates: SDF Rate: 4.50%    SLF Rate: 5.50%    Bank Rate: 8.50%    SRR: 2.00%

#### Overnight Money Market Rates



#### Yield Rates of T-Bills

	Primary Market	Secondary Market
28-May-21		
91 Day	5.13	5.12
182 Day	5.14	5.14
364 Day	5.18	5.01

	28-May-21	31-May-21
Overnight Liquidity (Rs. bn)	111.99	116.46

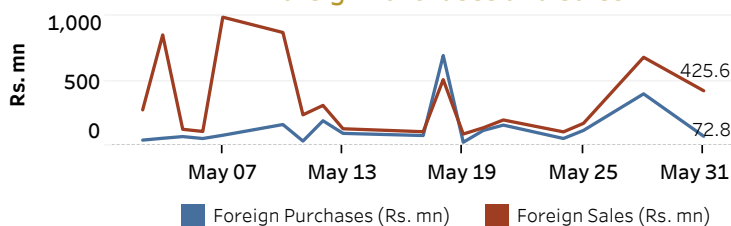
Source: Central Bank of Sri Lanka

### Share Market

31-May-21		
ASPI	▲	7,403.44
S&P SL20	▲	2,978.81
Daily Turnover		
Rs. 3,337.67 mn		

Market Capitalisation	PE Ratio
Rs. 3,268.27 bn	14.2

#### Foreign Purchases and Sales

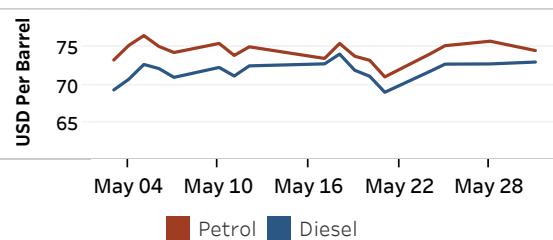


Source: Colombo Stock Exchange

### Energy

#### Refined Oil Products - Singapore Market

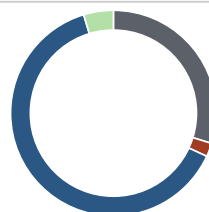
USD per Barrel	Petrol	Diesel
31-May-21	74.55	73.02



Source: Reuters

#### Electricity Generation

	31-May-21
Total Energy (GWh)	37.98
Peak Demand (MW)	2,349.20



Per cent	Source
29.8	Thermal Coal
2.1	Thermal Oil
63.4	Hydro
4.7	Wind

Source: Ceylon Electricity Board