

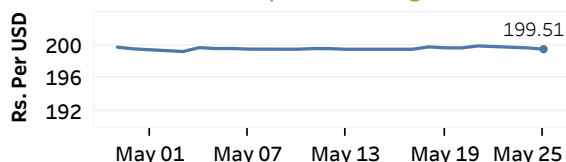


Real GDP 2020: -3.6%    NCI Y-o-Y Change (2013=100) Apr: 5.5%    CCPI Y-o-Y Change (2013=100) Apr: 3.9%

### Exchange Rates

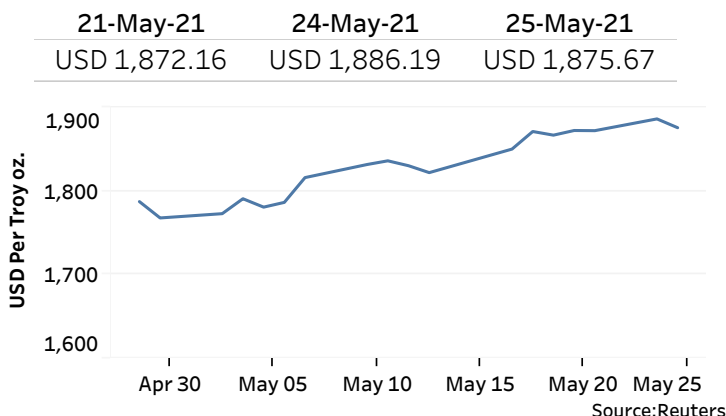
25-May-21	TT Buying	TT Selling
Rs. Per Unit		
USD	198.0303	202.8896
GBP	280.7492	287.9302
EUR	241.3329	248.3849
JPY	1.8180	1.8677

#### Indicative USD Spot Exchange Rate



Source: Central Bank of Sri Lanka

### Gold Price

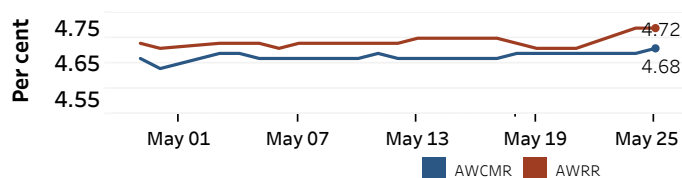


Source: Reuters

### Money Market

Policy Rates: SDF Rate: 4.50%    SLF Rate: 5.50%    Bank Rate: 8.50%    SRR: 2.00%

#### Overnight Money Market Rates



#### Yield Rates of T-Bills

	Primary Market	Secondary Market
	21-May-21	24-May-21
91 Day	5.12	5.14
182 Day	5.14	5.00
364 Day	5.18	5.02

Source: Central Bank of Sri Lanka

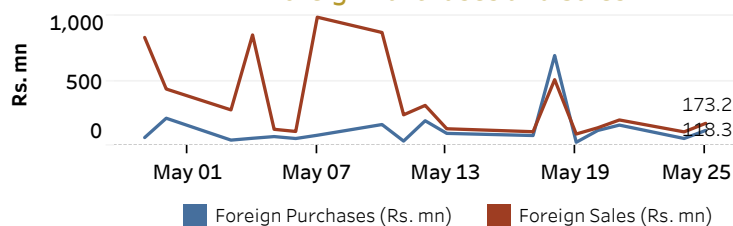
	24-May-21	25-May-21
Overnight Liquidity (Rs. bn)	120.57	121.86

### Share Market

25-May-21		
ASPI	▲	7,278.24
S&P SL20	▲	2,925.87
Daily Turnover		
Rs. 1,087.90 mn		

Market Capitalisation	PE Ratio
Rs. 3,211.61 bn	14.0

#### Foreign Purchases and Sales

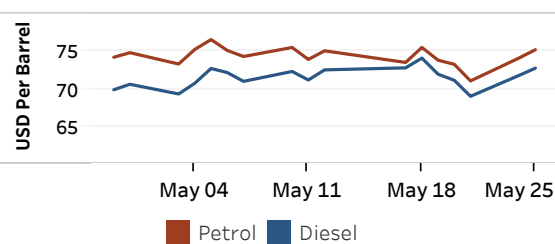


Source: Colombo Stock Exchange

### Energy

#### Refined Oil Products - Singapore Market

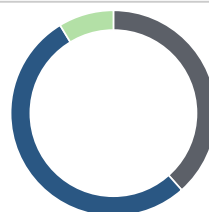
USD per Barrel	Petrol	Diesel
25-May-21	75.20	72.74



Source: Reuters

#### Electricity Generation

	25-May-21
Total Energy (GWh)	35.58
Peak Demand (MW)	2,071.40



Per cent	Source
38.5	Thermal Coal
0.0	Thermal Oil
52.9	Hydro
8.7	Wind

Source: Ceylon Electricity Board