

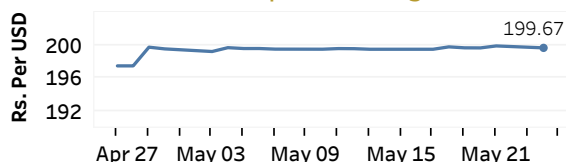


Real GDP 2020: -3.6% NCPI Y-o-Y Change (2013=100) Apr: 5.5% CCPI Y-o-Y Change (2013=100) Apr: 3.9%

Exchange Rates

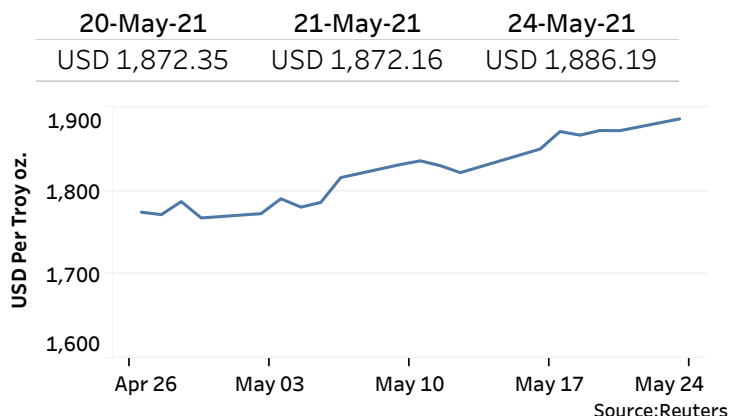
24-May-21	TT Buying	TT Selling
Rs. Per Unit		
USD	197.9103	202.8896
GBP	280.1111	287.2865
EUR	240.3905	247.4243
JPY	1.8152	1.8648

Indicative USD Spot Exchange Rate



Source: Central Bank of Sri Lanka

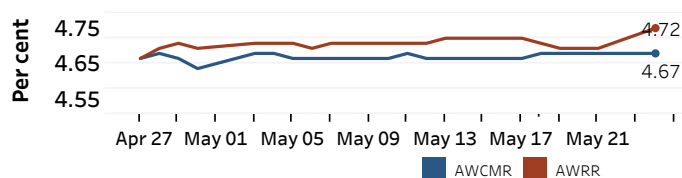
Gold Price



Money Market

Policy Rates: SDF Rate: 4.50% SLF Rate: 5.50% Bank Rate: 8.50% SRR: 2.00%

Overnight Money Market Rates



Yield Rates of T-Bills

	Primary Market	Secondary Market
	21-May-21	21-May-21
91 Day	5.12	5.14
182 Day	5.14	5.12
364 Day	5.18	5.17

	21-May-21	24-May-21
Overnight Liquidity (Rs. bn)	116.42	120.57

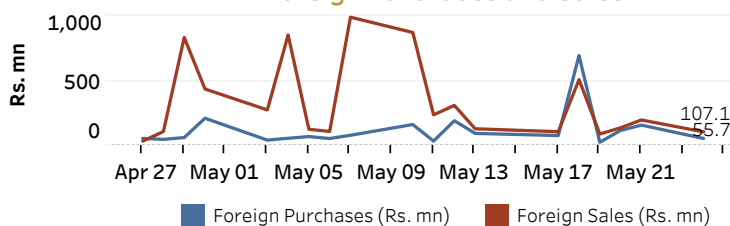
Source: Central Bank of Sri Lanka

Share Market

24-May-21		
ASPI	▲	7,233.58
S&P SL20	▲	2,900.61
Daily Turnover		
Rs. 1,325.92 mn		

Market Capitalisation	PE Ratio
Rs. 3,191.91 bn	13.9

Foreign Purchases and Sales

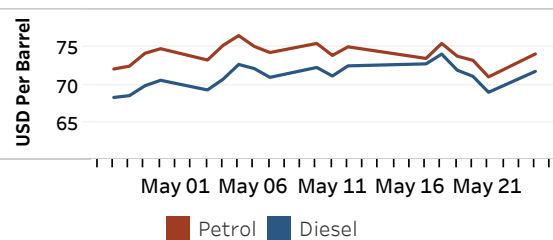


Source: Colombo Stock Exchange

Energy

Refined Oil Products - Singapore Market

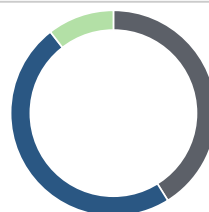
USD per Barrel	Petrol	Diesel
24-May-21	74.10	71.78



Source: Reuters

Electricity Generation

	24-May-21
Total Energy (GWh)	35.14
Peak Demand (MW)	2,112.70



Source: Ceylon Electricity Board