



Real GDP 2020: -3.6% NCI Y-o-Y Change (2013=100) Mar: 5.1% CPI Y-o-Y Change (2013=100) Apr: 3.9%

Exchange Rates

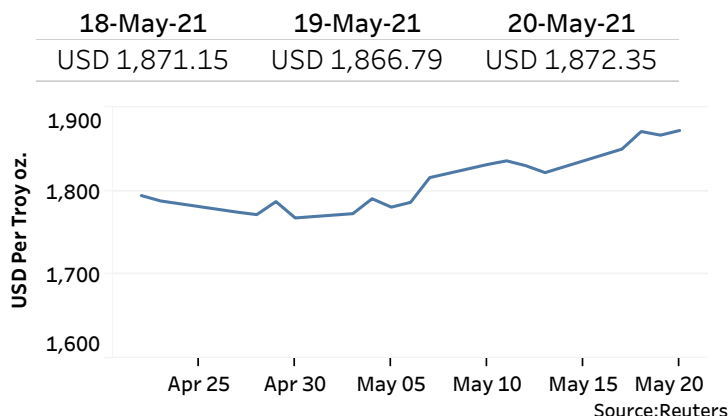
20-May-21		
Rs. Per Unit	TT Buying	TT Selling
USD	198.1789	202.8796
GBP	278.5222	286.5184
EUR	239.9045	247.3765
JPY	1.8077	1.8581

Indicative USD Spot Exchange Rate



Source: Central Bank of Sri Lanka

Gold Price

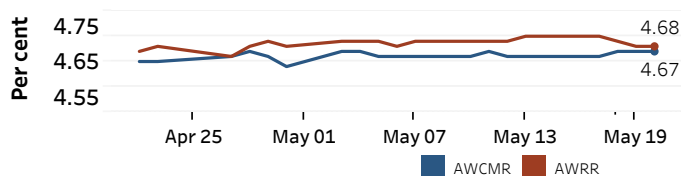


Source: Reuters

Money Market

Policy Rates: SDF Rate: 4.50% SLF Rate: 5.50% Bank Rate: 8.50% SRR: 2.00%

Overnight Money Market Rates



Yield Rates of T-Bills

	Primary Market	Secondary Market
	13-May-21	19-May-21
91 Day	5.12	5.01
182 Day	5.14	5.09
364 Day	5.18	4.90

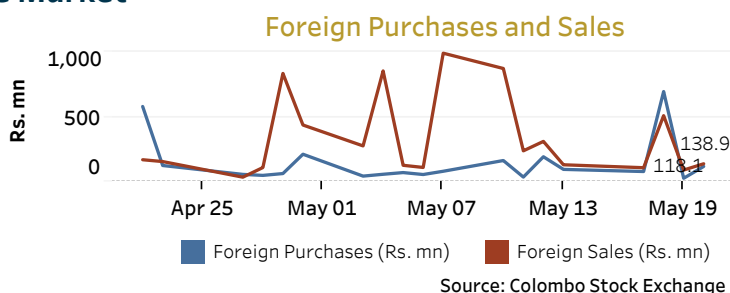
Source: Central Bank of Sri Lanka

	19-May-21	20-May-21
Overnight Liquidity (Rs. bn)	124.95	126.95

Share Market

20-May-21		
ASPI	▼	7,293.59
S&P SL20	▼	2,926.78
Daily Turnover		
Rs. 1,306.22 mn		

Market Capitalisation	PE Ratio
Rs. 3,218.38 bn	14.0

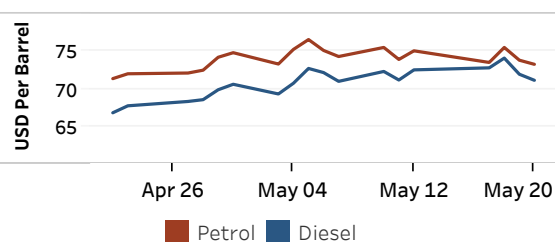


Source: Colombo Stock Exchange

Energy

Refined Oil Products - Singapore Market

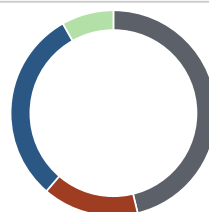
USD per Barrel	Petrol	Diesel
20-May-21	73.25	71.12



Source: Reuters

Electricity Generation

	20-May-21
Total Energy (GWh)	42.53
Peak Demand (MW)	2,325.30



Per cent	Source
46.2	Thermal Coal
15.1	Thermal Oil
30.5	Hydro
8.2	Wind

Source: Ceylon Electricity Board