

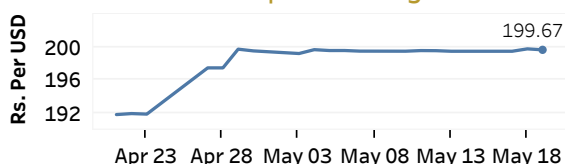


Real GDP 2020: -3.6% NCPY Y-o-Y Change (2013=100) Mar: 5.1% CCPI Y-o-Y Change (2013=100) Apr: 3.9%

Exchange Rates

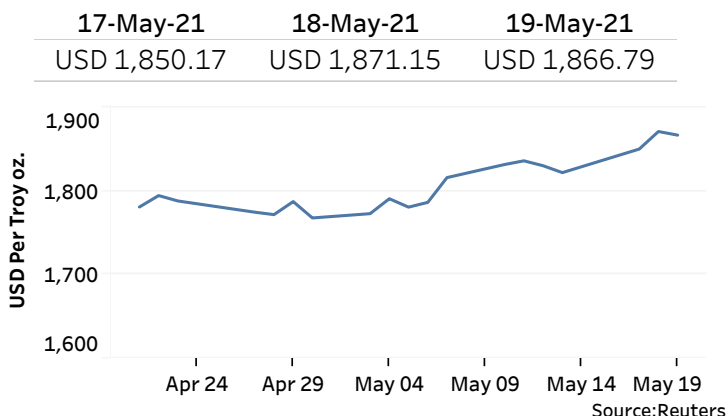
19-May-21	TT Buying	TT Selling
Rs. Per Unit		
USD	198.2989	202.8796
GBP	279.4503	287.7472
EUR	240.6335	247.8917
JPY	1.8138	1.8606

Indicative USD Spot Exchange Rate



Source: Central Bank of Sri Lanka

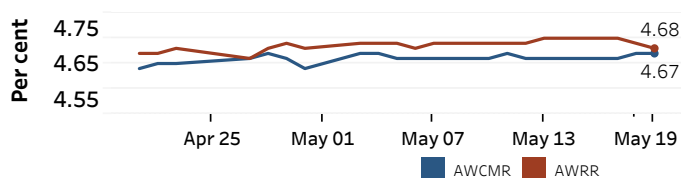
Gold Price



Money Market

Policy Rates: SDF Rate: 4.50% SLF Rate: 5.50% Bank Rate: 8.50% SRR: 2.00%

Overnight Money Market Rates



Yield Rates of T-Bills

	Primary Market 13-May-21	Secondary Market 18-May-21
91 Day	5.12	3.99
182 Day	5.14	5.13
364 Day	5.18	4.95

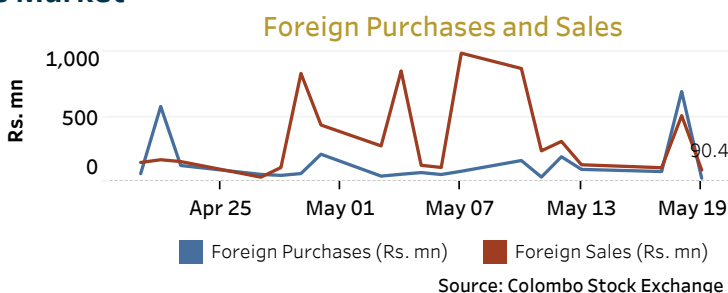
Source: Central Bank of Sri Lanka

	18-May-21	19-May-21
Overnight Liquidity (Rs. bn)	116.14	124.95

Share Market

	19-May-21
ASPI	7,341.03
S&P SL20	2,953.68
Daily Turnover	Rs. 2,321.69 mn

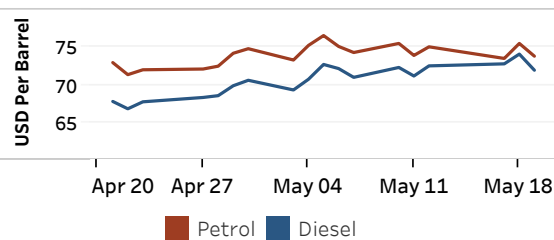
Market Capitalisation	PE Ratio
Rs. 3,239.32 bn	14.1



Energy

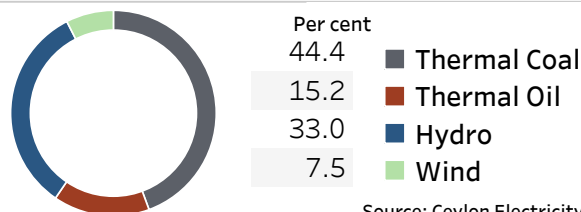
Refined Oil Products - Singapore Market

USD per Barrel	Petrol	Diesel
19-May-21	73.80	71.93



Electricity Generation

	19-May-21
Total Energy (GWh)	44.20
Peak Demand (MW)	2,497.75



Source: Ceylon Electricity Board