

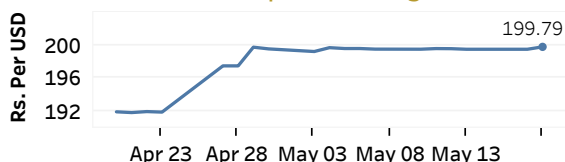


Real GDP 2020: -3.6% NCPY Y-o-Y Change (2013=100) Mar: 5.1% CCPI Y-o-Y Change (2013=100) Apr: 3.9%

Exchange Rates

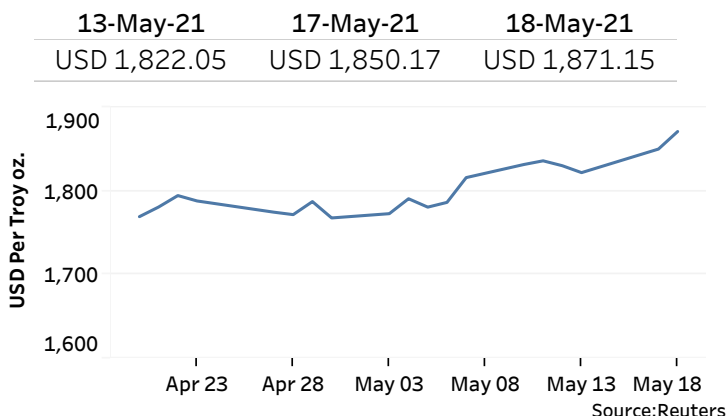
18-May-21	TT Buying	TT Selling
Rs. Per Unit		
USD	198.2691	202.8494
GBP	279.1868	287.4769
EUR	239.6864	246.6438
JPY	1.8069	1.8573

Indicative USD Spot Exchange Rate



Source: Central Bank of Sri Lanka

Gold Price

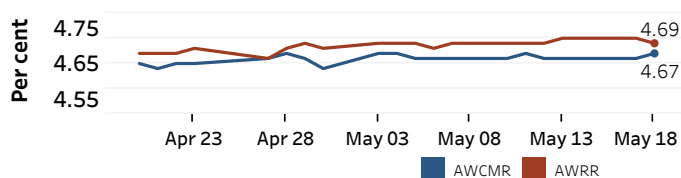


Source: Reuters

Money Market

Policy Rates: SDF Rate: 4.50% SLF Rate: 5.50% Bank Rate: 8.50% SRR: 2.00%

Overnight Money Market Rates



Yield Rates of T-Bills

	Primary Market	Secondary Market
	13-May-21	17-May-21
91 Day	5.12	3.99
182 Day	5.14	5.13
364 Day	5.18	4.95

Source: Central Bank of Sri Lanka

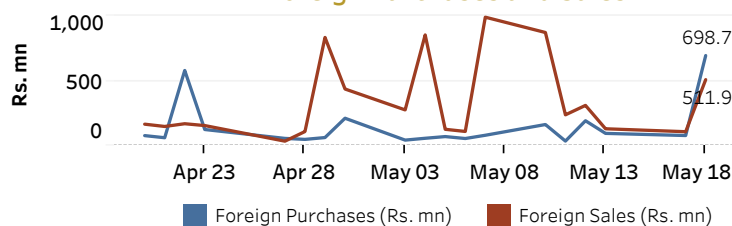
	17-May-21	18-May-21
Overnight Liquidity (Rs. bn)	114.39	116.14

Share Market

	18-May-21
ASPI	7,355.14
S&P SL20	2,956.04
Daily Turnover	Rs. 2,667.93 mn

Market Capitalisation	PE Ratio
Rs. 3,245.55 bn	14.1

Foreign Purchases and Sales

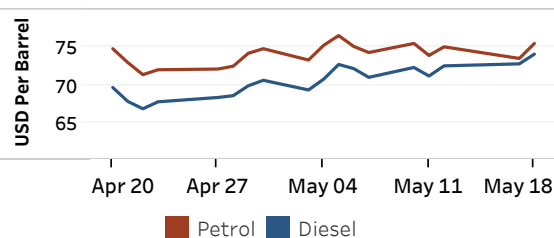


Source: Colombo Stock Exchange

Energy

Refined Oil Products - Singapore Market

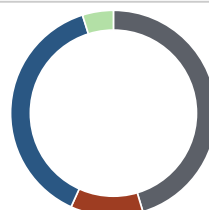
USD per Barrel	Petrol	Diesel
18-May-21	75.50	74.08



Source: Reuters

Electricity Generation

	18-May-21
Total Energy (GWh)	43.36
Peak Demand (MW)	2,519.40



Per cent	Source
45.4	Thermal Coal
11.4	Thermal Oil
38.4	Hydro
4.9	Wind

Source: Ceylon Electricity Board