

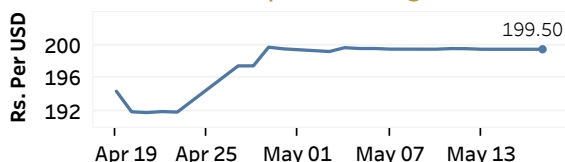


Real GDP 2020: -3.6% NCI Y-o-Y Change (2013=100) Mar: 5.1% CCPI Y-o-Y Change (2013=100) Apr: 3.9%

Exchange Rates

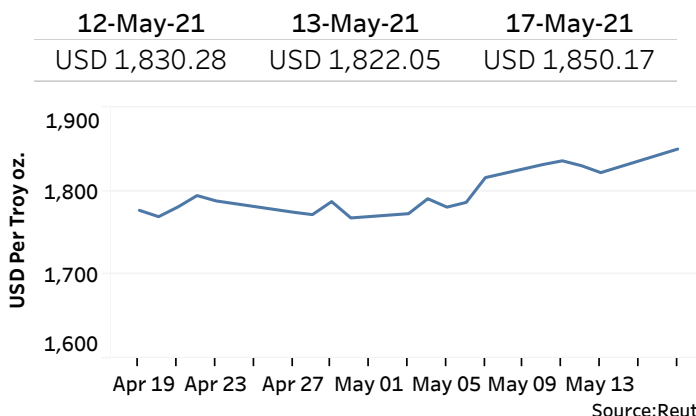
17-May-21	TT Buying	TT Selling
Rs. Per Unit		
USD	197.5023	202.8977
GBP	278.2266	286.0825
EUR	239.2875	246.4532
JPY	1.8055	1.8550

Indicative USD Spot Exchange Rate



Source: Central Bank of Sri Lanka

Gold Price

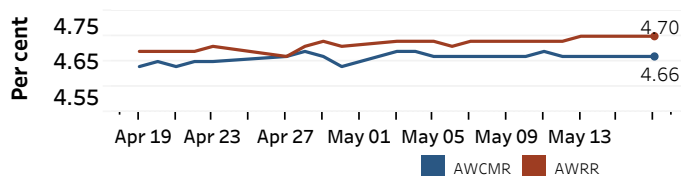


Source: Reuters

Money Market

Policy Rates: SDF Rate: 4.50% SLF Rate: 5.50% Bank Rate: 8.50% SRR: 2.00%

Overnight Money Market Rates



Yield Rates of T-Bills

	Primary Market	Secondary Market
	13-May-21	13-May-21
91 Day	5.12	3.99
182 Day	5.14	5.13
364 Day	5.18	4.95

Source: Central Bank of Sri Lanka

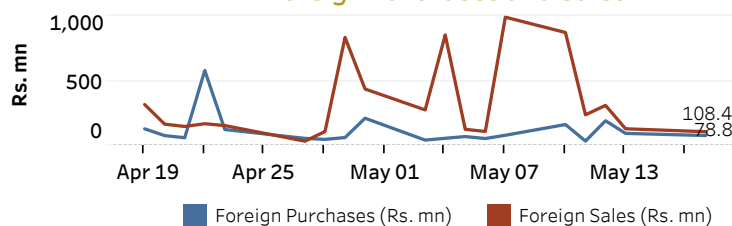
	13-May-21	17-May-21
Overnight Liquidity (Rs. bn)	130.56	114.39

Share Market

	17-May-21
ASPI	7,350.14
S&P SL20	2,941.07
Daily Turnover	Rs. 2,737.01 mn

Market Capitalisation	PE Ratio
Rs. 3,243.11 bn	14.1

Foreign Purchases and Sales

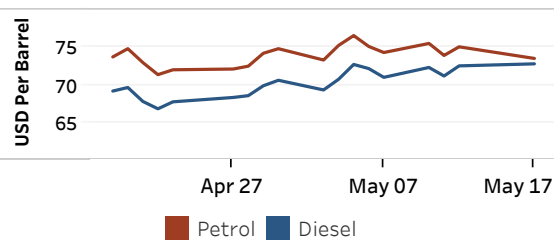


Source: Colombo Stock Exchange

Energy

Refined Oil Products - Singapore Market

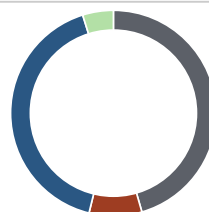
USD per Barrel	Petrol	Diesel
17-May-21	73.50	72.78



Source: Reuters

Electricity Generation

	17-May-21
Total Energy (GWh)	40.99
Peak Demand (MW)	2,483.30



Per cent	Source
45.6	Thermal Coal
8.3	Thermal Oil
41.4	Hydro
4.8	Wind

Source: Ceylon Electricity Board