

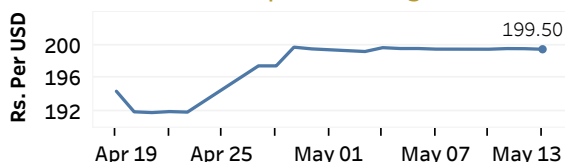


Real GDP 2020: -3.6% NCI Y-o-Y Change (2013=100) Mar: 5.1% CCPI Y-o-Y Change (2013=100) Apr: 3.9%

Exchange Rates

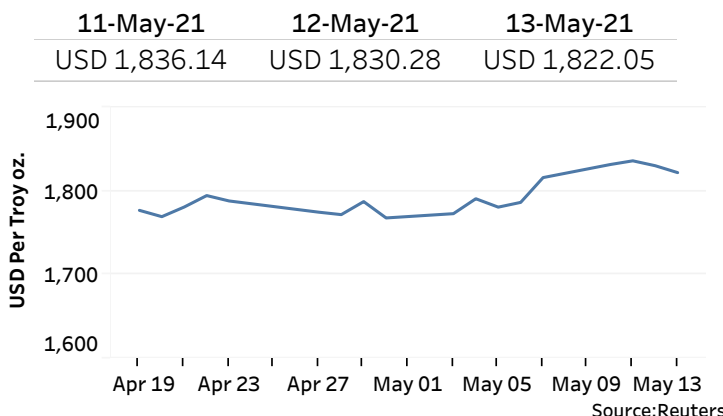
13-May-21	TT Buying	TT Selling
Rs. Per Unit		
USD	197.3841	202.2820
GBP	277.0518	285.1647
EUR	237.7574	245.0039
JPY	1.8037	1.8481

Indicative USD Spot Exchange Rate



Source: Central Bank of Sri Lanka

Gold Price

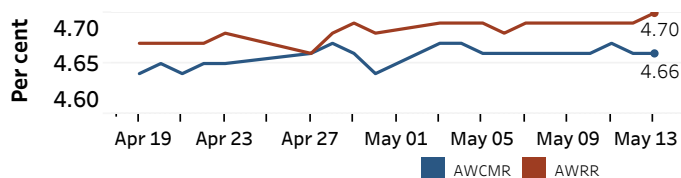


Source: Reuters

Money Market

Policy Rates: SDF Rate: 4.50% SLF Rate: 5.50% Bank Rate: 8.50% SRR: 2.00%

Overnight Money Market Rates



Yield Rates of T-Bills

	Primary Market	Secondary Market
	07-May-21	12-May-21
91 Day	5.12	5.08
182 Day	5.14	5.12
364 Day	5.18	5.16

	12-May-21	13-May-21
Overnight Liquidity (Rs. bn)	132.67	130.56

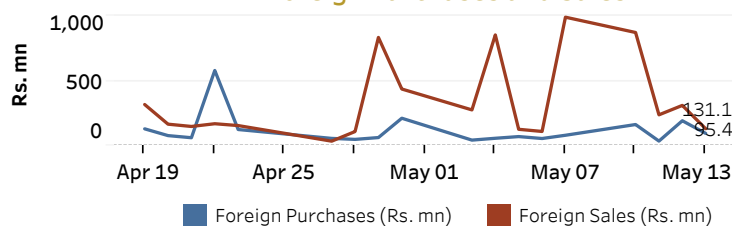
Source: Central Bank of Sri Lanka

Share Market

	13-May-21
ASPI	7,228.23 ▲
S&P SL20	2,869.52 ▲
Daily Turnover	Rs. 1,279.24 mn

Market Capitalisation	PE Ratio
Rs. 3,189.32 bn	13.9

Foreign Purchases and Sales

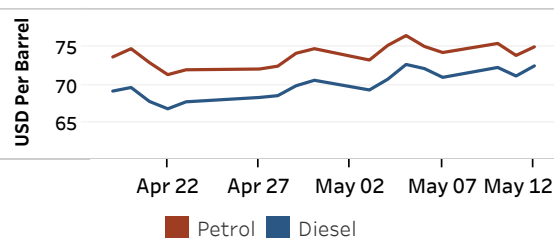


Source: Colombo Stock Exchange

Energy

Refined Oil Products - Singapore Market

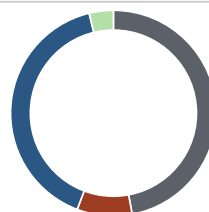
USD per Barrel	Petrol	Diesel
12-May-21	75.05	72.51



Source: Reuters

Electricity Generation

	13-May-21
Total Energy (GWh)	38.73
Peak Demand (MW)	2,196.20



Per cent	Source
47.1	Thermal Coal
8.7	Thermal Oil
40.5	Hydro
3.8	Wind

Source: Ceylon Electricity Board