

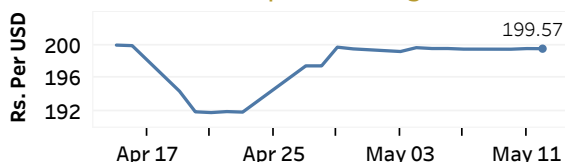


Real GDP 2020: -3.6%    NCPY Y-o-Y Change (2013=100) Mar: 5.1%    CCPI Y-o-Y Change (2013=100) Apr: 3.9%

### Exchange Rates

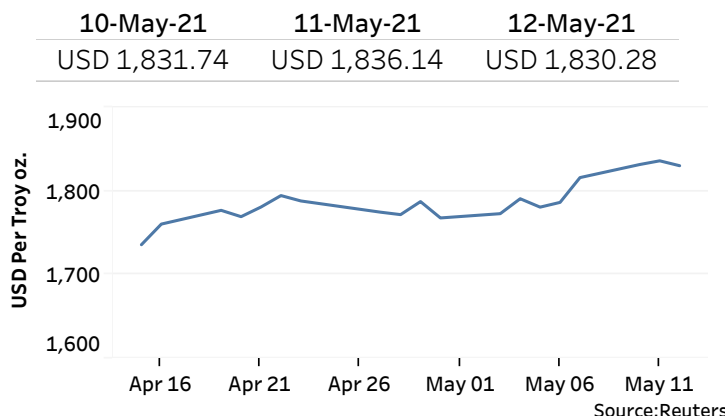
12-May-21		
Rs. Per Unit	TT Buying	TT Selling
USD	197.8180	201.9480
GBP	278.4809	285.2914
EUR	238.8127	245.1675
JPY	1.8111	1.8558

#### Indicative USD Spot Exchange Rate



Source: Central Bank of Sri Lanka

### Gold Price

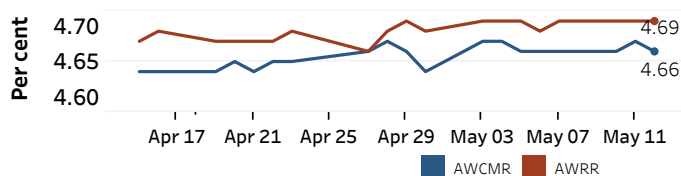


Source: Reuters

### Money Market

Policy Rates: SDF Rate: 4.50%    SLF Rate: 5.50%    Bank Rate: 8.50%    SRR: 2.00%

#### Overnight Money Market Rates



11-May-21    12-May-21

Overnight Liquidity (Rs. bn)    140.83    132.67

#### Yield Rates of T-Bills

	Primary Market	Secondary Market
	07-May-21	11-May-21
91 Day	5.12	5.08
182 Day	5.14	5.07
364 Day	5.18	5.16

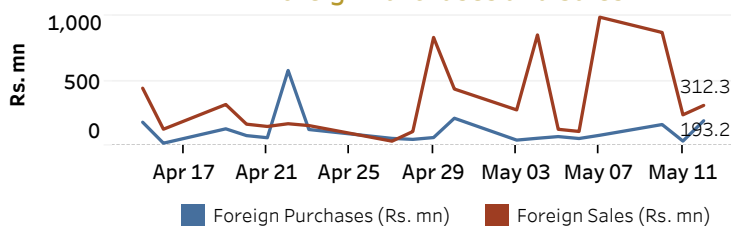
Source: Central Bank of Sri Lanka

### Share Market

12-May-21		
ASPI	▲	7,161.77
S&P SL20	▲	2,850.43
Daily Turnover		
Rs. 1,593.82 mn		

Market Capitalisation	PE Ratio
Rs. 3,160.00 bn	13.8

#### Foreign Purchases and Sales

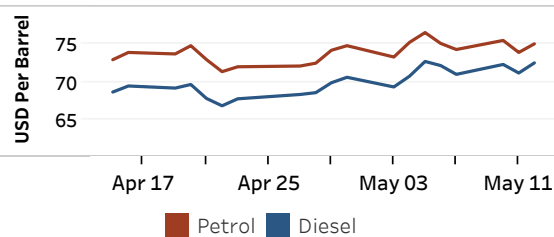


Source: Colombo Stock Exchange

### Energy

#### Refined Oil Products - Singapore Market

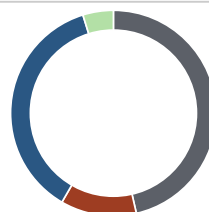
USD per Barrel	Petrol	Diesel
12-May-21	75.05	72.51



Source: Reuters

#### Electricity Generation

12-May-21	
Total Energy (GWh)	40.80
Peak Demand (MW)	2,397.30



Per cent	Source
46.4	Thermal Coal
11.9	Thermal Oil
36.9	Hydro
4.8	Wind

Source: Ceylon Electricity Board