

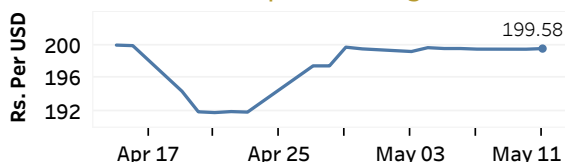


Real GDP 2020: -3.6%    NCPY Y-o-Y Change (2013=100) Mar: 5.1%    CCPI Y-o-Y Change (2013=100) Apr: 3.9%

### Exchange Rates

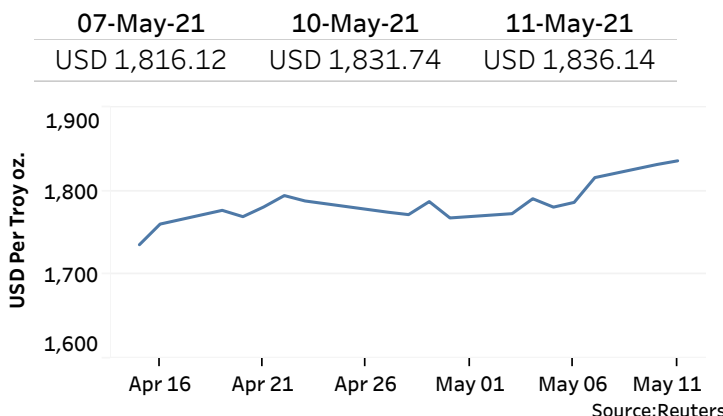
Rs. Per Unit	TT Buying	TT Selling
USD	197.5980	201.9480
GBP	278.5459	285.4994
EUR	239.1215	245.4918
JPY	1.8103	1.8551

#### Indicative USD Spot Exchange Rate



Source: Central Bank of Sri Lanka

### Gold Price

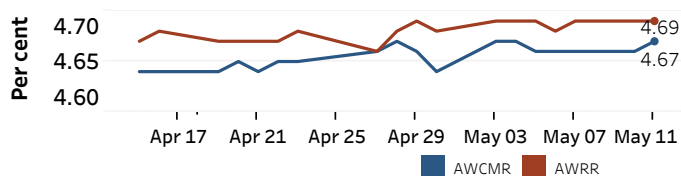


Source: Reuters

### Money Market

Policy Rates: SDF Rate: 4.50%    SLF Rate: 5.50%    Bank Rate: 8.50%    SRR: 2.00%

#### Overnight Money Market Rates



#### Yield Rates of T-Bills

	Primary Market	Secondary Market
	07-May-21	10-May-21
91 Day	5.12	5.11
182 Day	5.14	5.12
364 Day	5.18	5.16

Source: Central Bank of Sri Lanka

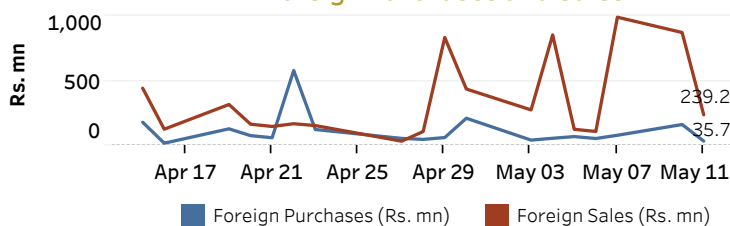
	10-May-21	11-May-21
Overnight Liquidity (Rs. bn)	139.76	140.83

### Share Market

	11-May-21
ASPI	7,143.38
S&P SL20	2,843.40
Daily Turnover	Rs. 1,167.83 mn

Market Capitalisation	PE Ratio
Rs. 3,151.88 bn	13.9

#### Foreign Purchases and Sales

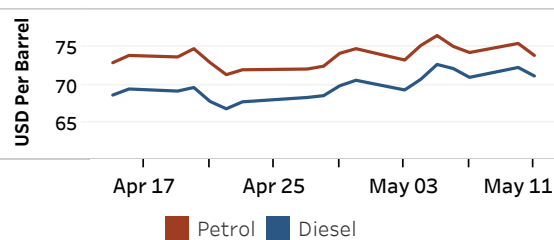


Source: Colombo Stock Exchange

### Energy

#### Refined Oil Products - Singapore Market

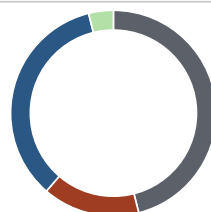
USD per Barrel	Petrol	Diesel
11-May-21	73.90	71.16



Source: Reuters

#### Electricity Generation

	11-May-21
Total Energy (GWh)	42.07
Peak Demand (MW)	2,485.20



Per cent	Source
46.0	Thermal Coal
15.3	Thermal Oil
34.8	Hydro
3.9	Wind

Source: Ceylon Electricity Board