

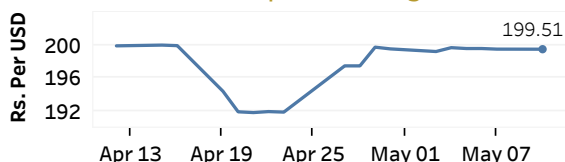


Real GDP 2020: -3.6% NCPY Y-o-Y Change (2013=100) Mar: 5.1% CCPI Y-o-Y Change (2013=100) Apr: 3.9%

Exchange Rates

10-May-21	TT Buying	TT Selling
Rs. Per Unit		
USD	197.5980	201.9480
GBP	276.5915	283.3523
EUR	239.4485	245.6863
JPY	1.8108	1.8555

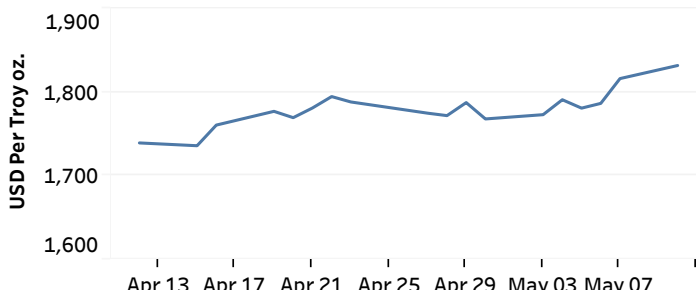
Indicative USD Spot Exchange Rate



Source: Central Bank of Sri Lanka

Gold Price

06-May-21	07-May-21	10-May-21
USD 1,786.50	USD 1,816.12	USD 1,831.74

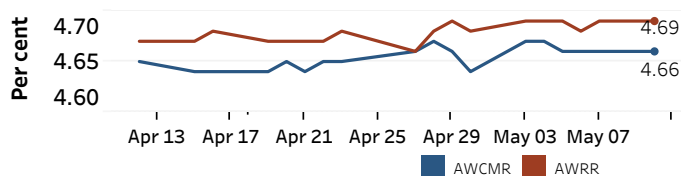


Source: Reuters

Money Market

Policy Rates: SDF Rate: 4.50% SLF Rate: 5.50% Bank Rate: 8.50% SRR: 2.00%

Overnight Money Market Rates



07-May-21 10-May-21

Overnight Liquidity (Rs. bn) 135.18 139.76

Yield Rates of T-Bills

	Primary Market	Secondary Market
	07-May-21	07-May-21
91 Day	5.12	5.11
182 Day	5.14	5.08
364 Day	5.18	5.16

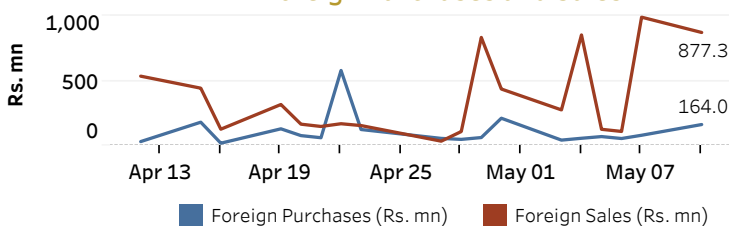
Source: Central Bank of Sri Lanka

Share Market

	10-May-21
ASPI	7,135.80
S&P SL20	2,838.19
Daily Turnover	Rs. 2,474.39 mn

Market Capitalisation	PE Ratio
Rs. 3,149.64 bn	14.1

Foreign Purchases and Sales

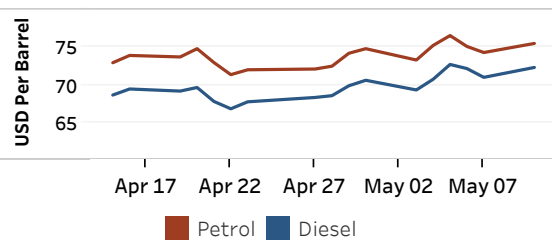


Source: Colombo Stock Exchange

Energy

Refined Oil Products - Singapore Market

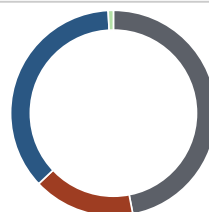
USD per Barrel	Petrol	Diesel
10-May-21	75.50	72.30



Source: Reuters

Electricity Generation

	10-May-21
Total Energy (GWh)	41.00
Peak Demand (MW)	2,400.60



Per cent	Source
47.0	Thermal Coal
16.0	Thermal Oil
36.2	Hydro
0.8	Wind

Source: Ceylon Electricity Board