

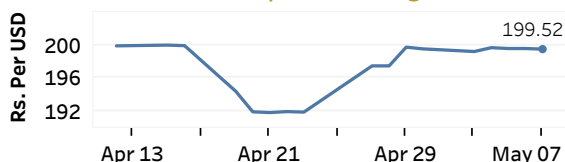


Real GDP 2020: -3.6% NCI Y-o-Y Change (2013=100) Mar: 5.1% CCPI Y-o-Y Change (2013=100) Apr: 3.9%

Exchange Rates

07-May-21		
Rs. Per Unit	TT Buying	TT Selling
USD	197.5503	201.8988
GBP	273.6034	280.8819
EUR	237.2277	243.8777
JPY	1.7981	1.8493

Indicative USD Spot Exchange Rate



Source: Central Bank of Sri Lanka

Gold Price

05-May-21	06-May-21	07-May-21
USD 1,780.83	USD 1,786.50	USD 1,816.12

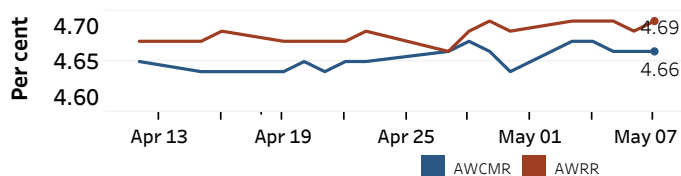


Source: Reuters

Money Market

Policy Rates: SDF Rate: 4.50% SLF Rate: 5.50% Bank Rate: 8.50% SRR: 2.00%

Overnight Money Market Rates



06-May-21 07-May-21

Overnight Liquidity (Rs. bn) 150.55 135.18

Yield Rates of T-Bills

	Primary Market 30-Apr-21	Secondary Market 06-May-21
91 Day	5.11	4.94
182 Day	5.14	5.09
364 Day	5.18	4.89

Source: Central Bank of Sri Lanka

Share Market

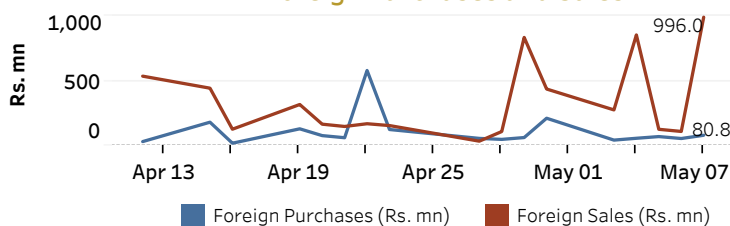
07-May-21		
ASPI	▲	7,242.00
S&P SL20	▲	2,875.64

Daily Turnover

Rs. 2,783.67 mn

Market Capitalisation	PE Ratio
Rs. 3,194.06 bn	14.4

Foreign Purchases and Sales

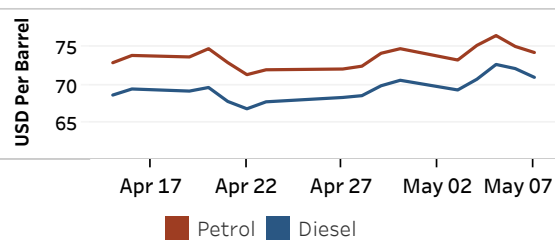


Source: Colombo Stock Exchange

Energy

Refined Oil Products - Singapore Market

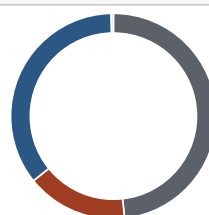
USD per Barrel	Petrol	Diesel
07-May-21	74.29	70.98



Source: Reuters

Electricity Generation

07-May-21	
Total Energy (GWh)	41.79
Peak Demand (MW)	2,366.80



Per cent	Source
48.3	Thermal Coal
15.9	Thermal Oil
35.5	Hydro
0.3	Wind

Source: Ceylon Electricity Board