

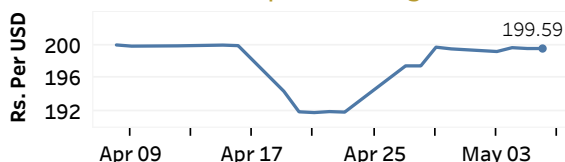


Real GDP 2020: -3.6% NCPY Y-o-Y Change (2013=100) Mar: 5.1% CCPI Y-o-Y Change (2013=100) Apr: 3.9%

Exchange Rates

06-May-21		
Rs. Per Unit	TT Buying	TT Selling
USD	196.7723	201.8788
GBP	272.7822	280.6125
EUR	235.3953	242.4943
JPY	1.7903	1.8452

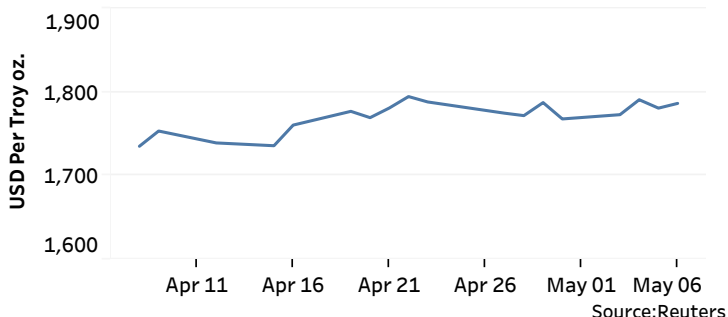
Indicative USD Spot Exchange Rate



Source: Central Bank of Sri Lanka

Gold Price

04-May-21	05-May-21	06-May-21
USD 1,790.86	USD 1,780.83	USD 1,786.50

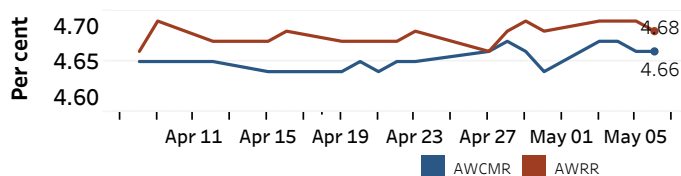


Source: Reuters

Money Market

Policy Rates: SDF Rate: 4.50% SLF Rate: 5.50% Bank Rate: 8.50% SRR: 2.00%

Overnight Money Market Rates



05-May-21 06-May-21

Overnight Liquidity (Rs. bn) 145.93 150.55

Yield Rates of T-Bills

	Primary Market 30-Apr-21	Secondary Market 05-May-21
91 Day	5.11	5.01
182 Day	5.14	5.14
364 Day	5.18	4.89

Source: Central Bank of Sri Lanka

Share Market

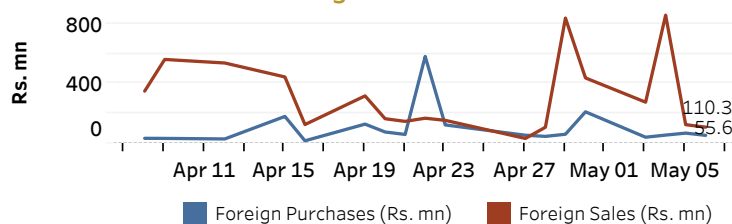
06-May-21		
ASPI	▲	7,188.09
S&P SL20	▲	2,838.96

Daily Turnover

Rs. 1,248.63 mn

Market Capitalisation	PE Ratio
Rs. 3,170.28 bn	14.5

Foreign Purchases and Sales

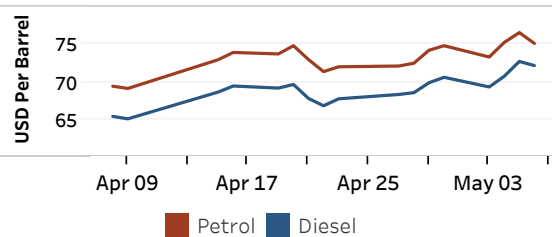


Source: Colombo Stock Exchange

Energy

Refined Oil Products - Singapore Market

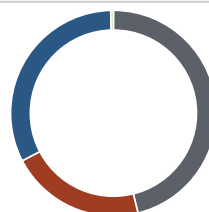
USD per Barrel	Petrol	Diesel
06-May-21	75.10	72.15



Source: Reuters

Electricity Generation

06-May-21	
Total Energy (GWh)	42.64
Peak Demand (MW)	2,335.50



Source: Ceylon Electricity Board