

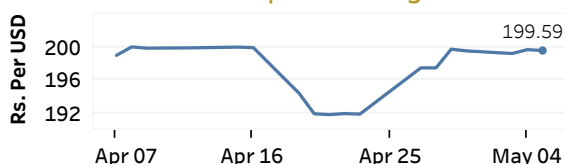


Real GDP 2020: -3.6%    NCI Y-o-Y Change (2013=100) Mar: 5.1%    CCPI Y-o-Y Change (2013=100) Apr: 3.9%

### Exchange Rates

05-May-21		
Rs. Per Unit	TT Buying	TT Selling
USD	195.0848	199.9410
GBP	270.2105	278.9624
EUR	233.2110	241.3947
JPY	1.7806	1.8399

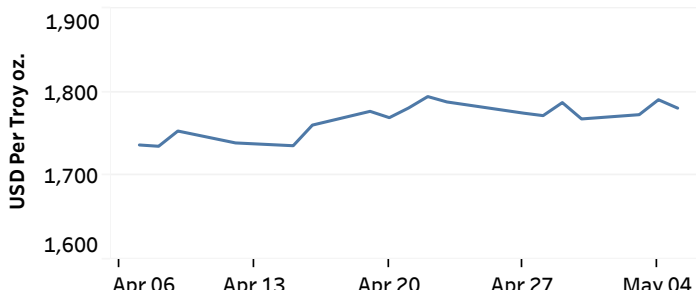
#### Indicative USD Spot Exchange Rate



Source: Central Bank of Sri Lanka

### Gold Price

03-May-21	04-May-21	05-May-21
USD 1,773.03	USD 1,790.86	USD 1,780.83

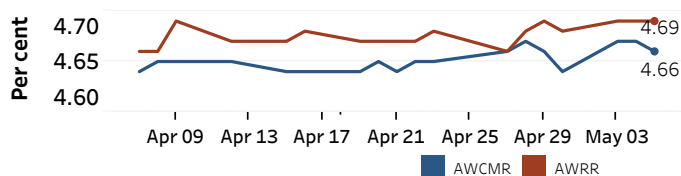


Source: Reuters

### Money Market

Policy Rates: SDF Rate: 4.50%    SLF Rate: 5.50%    Bank Rate: 8.50%    SRR: 2.00%

#### Overnight Money Market Rates



04-May-21    05-May-21

Overnight Liquidity (Rs. bn)    144.67    145.93

#### Yield Rates of T-Bills

	Primary Market	Secondary Market
	30-Apr-21	04-May-21
91 Day	5.11	4.99
182 Day	5.14	5.15
364 Day	5.18	5.04

Source: Central Bank of Sri Lanka

### Share Market

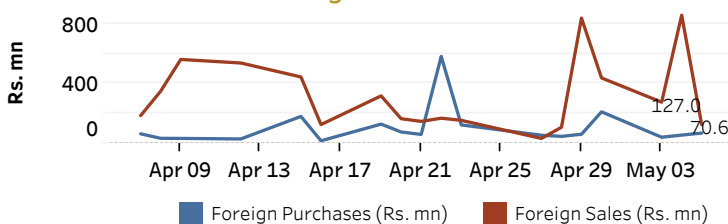
05-May-21		
ASPI	▲	7,145.97
S&P SL20	▲	2,832.67

#### Daily Turnover

Rs. 890.29 mn

Market Capitalisation	PE Ratio
Rs. 3,151.70 bn	14.4

#### Foreign Purchases and Sales

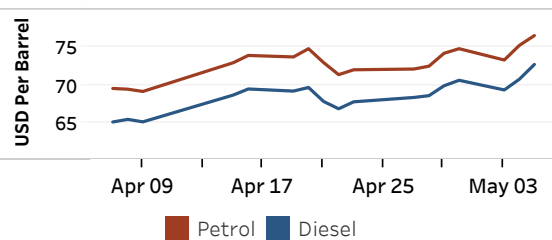


Source: Colombo Stock Exchange

### Energy

#### Refined Oil Products - Singapore Market

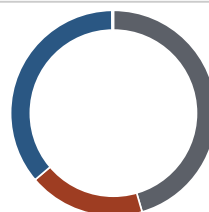
USD per Barrel	Petrol	Diesel
05-May-21	76.55	72.70



Source: Reuters

#### Electricity Generation

05-May-21	
Total Energy (GWh)	42.19
Peak Demand (MW)	2,482.80



Per cent	Source
45.5	Thermal Coal
18.3	Thermal Oil
36.0	Hydro
0.2	Wind

Source: Ceylon Electricity Board