



Real GDP 2020: -3.6%

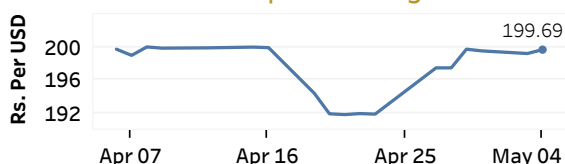
NCPI Y-o-Y Change (2013=100) Mar: 5.1%

CCPI Y-o-Y Change (2013=100) Apr: 3.9%

Exchange Rates

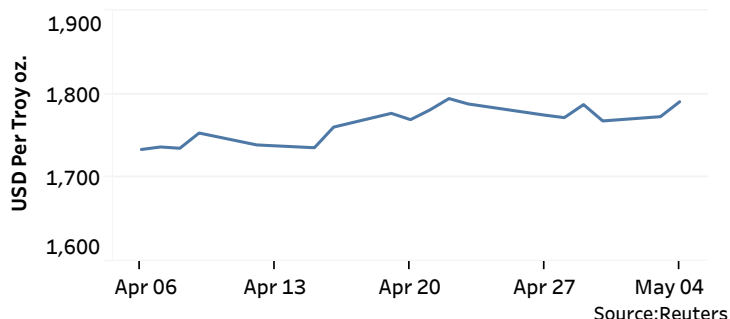
04-May-21	TT Buying	TT Selling
Rs. Per Unit		
USD	195.1800	199.9300
GBP	269.6795	277.5349
EUR	234.2258	241.0167
JPY	1.7768	1.8293

Indicative USD Spot Exchange Rate



Gold Price

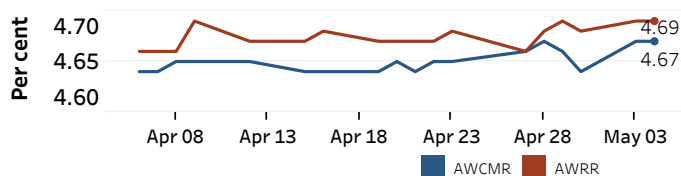
30-Apr-21	03-May-21	04-May-21
USD 1,767.92	USD 1,773.03	USD 1,790.86



Money Market

Policy Rates: SDF Rate: 4.50% SLF Rate: 5.50% Bank Rate: 8.50% SRR: 2.00%

Overnight Money Market Rates



	03-May-21	04-May-21
Overnight Liquidity (Rs. bn)	147.69	144.67

Yield Rates of T-Bills

	Primary Market 30-Apr-21	Secondary Market 03-May-21
91 Day	5.11	4.98
182 Day	5.14	5.14
364 Day	5.18	5.02

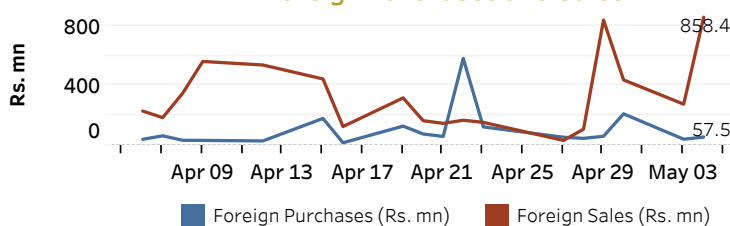
Source: Central Bank of Sri Lanka

Share Market

04-May-21	
ASPI	7,111.45
S&P SL20	2,815.94
Daily Turnover	Rs. 3,019.78 mn

Market Capitalisation	PE Ratio
Rs. 3,136.48 bn	14.4

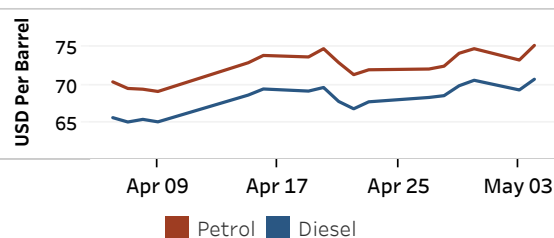
Foreign Purchases and Sales



Energy

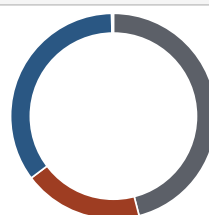
Refined Oil Products - Singapore Market

USD per Barrel	Petrol	Diesel
04-May-21	75.24	70.73



Electricity Generation

	04-May-21
Total Energy (GWh)	40.92
Peak Demand (MW)	2,333.20



Per cent	
46.0	Thermal Coal
18.7	Thermal Oil
35.0	Hydro
0.3	Wind

Source: Ceylon Electricity Board