

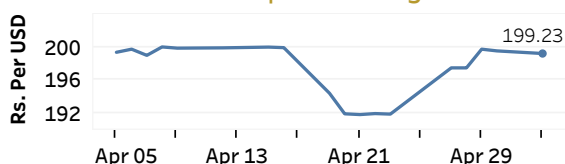


Real GDP 2020: -3.6%    NCPY Y-o-Y Change (2013=100) Mar: 5.1%    CCPI Y-o-Y Change (2013=100) Apr: 3.9%

### Exchange Rates

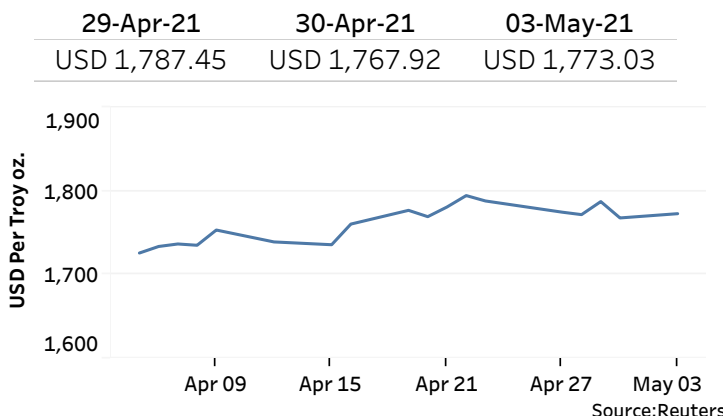
03-May-21		
Rs. Per Unit	TT Buying	TT Selling
USD	195.7300	199.8900
GBP	268.3446	276.4511
EUR	233.6182	240.6407
JPY	1.7705	1.8248

#### Indicative USD Spot Exchange Rate



Source: Central Bank of Sri Lanka

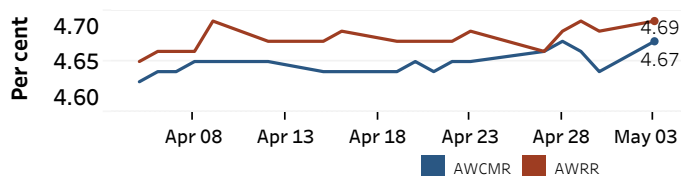
### Gold Price



### Money Market

Policy Rates: SDF Rate: 4.50%    SLF Rate: 5.50%    Bank Rate: 8.50%    SRR: 2.00%

#### Overnight Money Market Rates



#### Yield Rates of T-Bills

	Primary Market	Secondary Market
	30-Apr-21	30-Apr-21
91 Day	5.11	5.08
182 Day	5.14	5.22
364 Day	5.18	5.14

Source: Central Bank of Sri Lanka

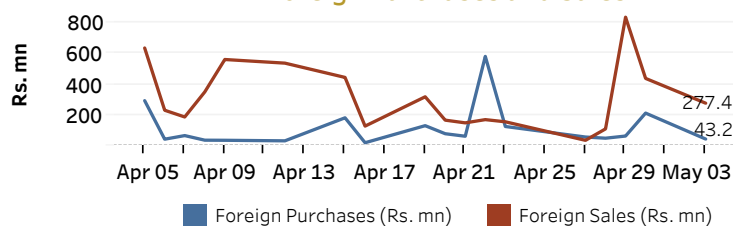
	30-Apr-21	03-May-21
Overnight Liquidity (Rs. bn)	151.31	147.69

### Share Market

03-May-21		
ASPI	▲	7,215.60
S&P SL20	▼	2,850.09
Daily Turnover		
Rs. 2,602.31 mn		

Market Capitalisation	PE Ratio
Rs. 3,182.06 bn	14.6

#### Foreign Purchases and Sales

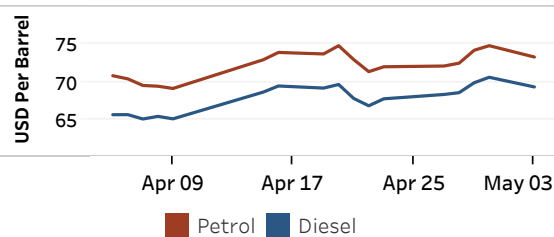


Source: Colombo Stock Exchange

### Energy

#### Refined Oil Products - Singapore Market

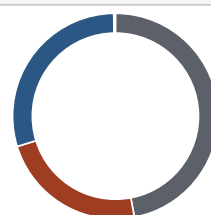
USD per Barrel	Petrol	Diesel
03-May-21	73.29	69.30



Source: Reuters

#### Electricity Generation

	03-May-21
Total Energy (GWh)	41.20
Peak Demand (MW)	2,325.70



Per cent	Source
47.1	Thermal Coal
23.2	Thermal Oil
29.5	Hydro
0.2	Wind

Source: Ceylon Electricity Board