

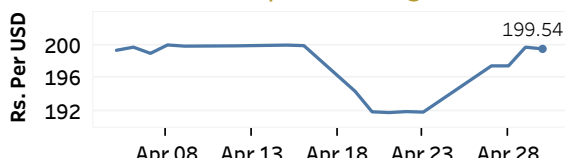


Real GDP 2020: -3.6% NCI Y-o-Y Change (2013=100) Mar: 5.1% CPI Y-o-Y Change (2013=100) Apr: 3.9%

Exchange Rates

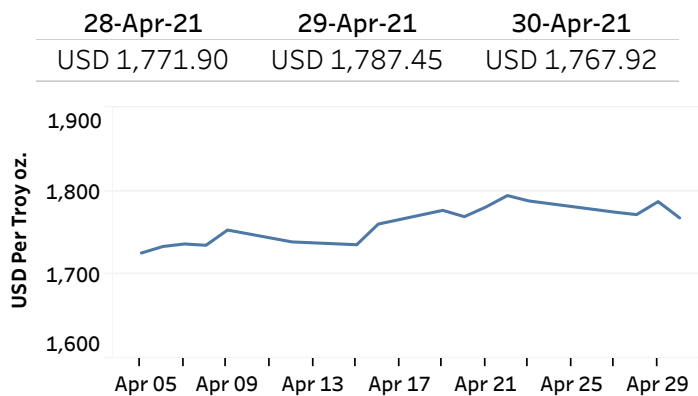
30-Apr-21	TT Buying	TT Selling
Rs. Per Unit		
USD	195.9100	199.8700
GBP	270.7253	278.8846
EUR	235.4849	242.5525
JPY	1.7820	1.8386

Indicative USD Spot Exchange Rate



Source: Central Bank of Sri Lanka

Gold Price

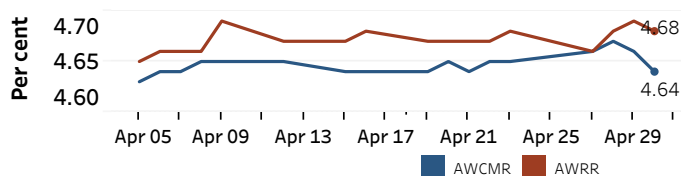


Source: Reuters

Money Market

Policy Rates: SDF Rate: 4.50% SLF Rate: 5.50% Bank Rate: 8.50% SRR: 2.00%

Overnight Money Market Rates



29-Apr-21 30-Apr-21

Overnight Liquidity (Rs. bn) 150.22 151.31

Yield Rates of T-Bills

	Primary Market	Secondary Market
	23-Apr-21	29-Apr-21
91 Day	5.10	4.76
182 Day	5.13	5.12
364 Day	5.18	5.02

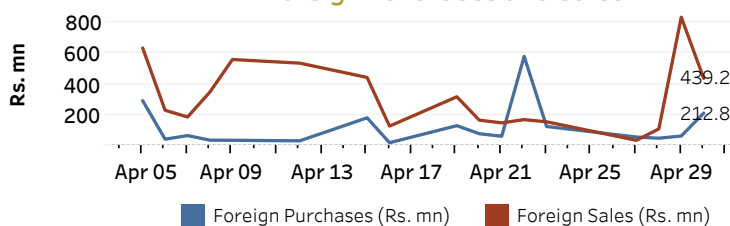
Source: Central Bank of Sri Lanka

Share Market

	30-Apr-21
ASPI	7,208.20
S&P SL20	2,869.25
Daily Turnover	Rs. 1,144.36 mn

Market Capitalisation	PE Ratio
Rs. 3,178.80 bn	14.6

Foreign Purchases and Sales

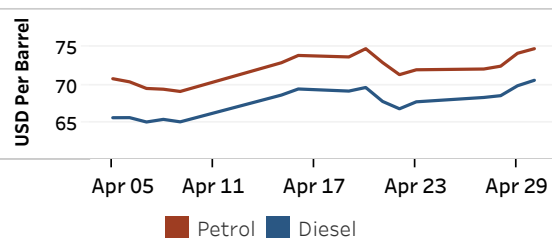


Source: Colombo Stock Exchange

Energy

Refined Oil Products - Singapore Market

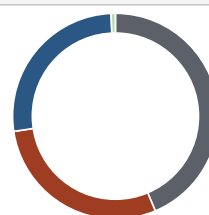
USD per Barrel	Petrol	Diesel
30-Apr-21	74.80	70.59



Source: Reuters

Electricity Generation

	30-Apr-21
Total Energy (GWh)	44.99
Peak Demand (MW)	2,536.30



Per cent	Source
43.7	Thermal Coal
29.0	Thermal Oil
26.7	Hydro
0.7	Wind

Source: Ceylon Electricity Board