

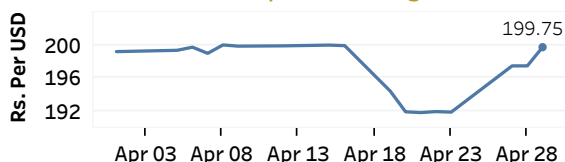


Real GDP 2020: -3.6% NCPY Y-o-Y Change (2013=100) Mar: 5.1% CCPI Y-o-Y Change (2013=100) Mar: 4.1%

Exchange Rates

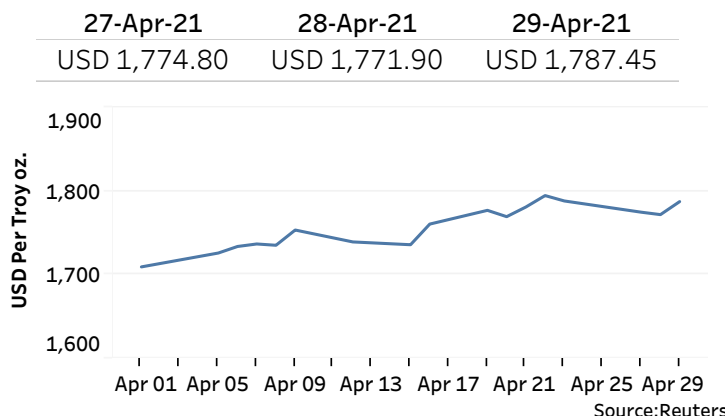
| 29-Apr-21 | TT Buying | TT Selling |
|--------------|-----------|------------|
| Rs. Per Unit | | |
| USD | 196.1100 | 199.8700 |
| GBP | 271.2110 | 279.0066 |
| EUR | 235.7877 | 242.8161 |
| JPY | 1.7858 | 1.8429 |

Indicative USD Spot Exchange Rate



Source: Central Bank of Sri Lanka

Gold Price

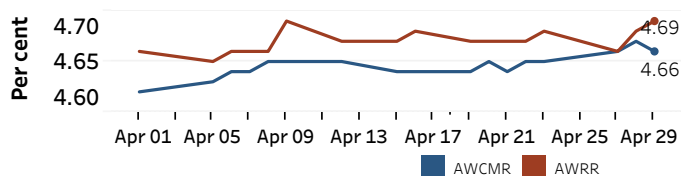


Source: Reuters

Money Market

Policy Rates: SDF Rate: 4.50% SLF Rate: 5.50% Bank Rate: 8.50% SRR: 2.00%

Overnight Money Market Rates



28-Apr-21 29-Apr-21

Overnight Liquidity (Rs. bn) 150.96 150.22

Yield Rates of T-Bills

| | Primary Market | Secondary Market |
|---------|----------------|------------------|
| | 23-Apr-21 | 28-Apr-21 |
| 91 Day | 5.10 | 4.68 |
| 182 Day | 5.13 | 5.12 |
| 364 Day | 5.18 | 5.02 |

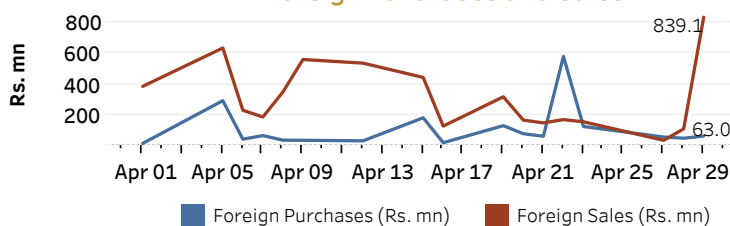
Source: Central Bank of Sri Lanka

Share Market

| | 29-Apr-21 | |
|----------------|-----------------|---|
| ASPI | 7,216.70 | ▼ |
| S&P SL20 | 2,862.32 | ▼ |
| Daily Turnover | Rs. 2,520.77 mn | |

| Market Capitalisation | PE Ratio |
|-----------------------|----------|
| Rs. 3,182.55 bn | 14.6 |

Foreign Purchases and Sales

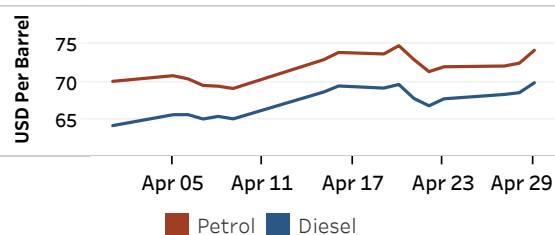


Source: Colombo Stock Exchange

Energy

Refined Oil Products - Singapore Market

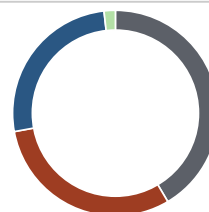
| USD per Barrel | Petrol | Diesel |
|----------------|--------|--------|
| 29-Apr-21 | 74.19 | 69.86 |



Source: Reuters

Electricity Generation

| | 29-Apr-21 |
|--------------------|-----------|
| Total Energy (GWh) | 47.45 |
| Peak Demand (MW) | 2,675.20 |



| Per cent | Source |
|----------|--------------|
| 41.5 | Thermal Coal |
| 30.6 | Thermal Oil |
| 26.1 | Hydro |
| 1.8 | Wind |

Source: Ceylon Electricity Board