



Real GDP 2020: -3.6%

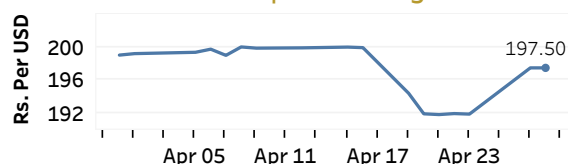
NCPI Y-o-Y Change (2013=100) Mar: 5.1%

CCPI Y-o-Y Change (2013=100) Mar: 4.1%

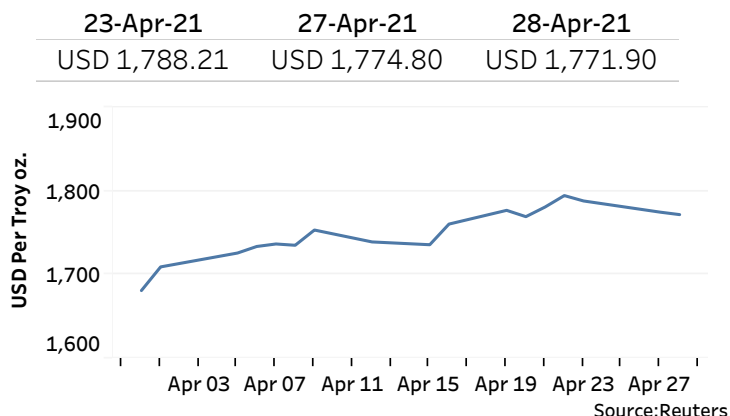
## Exchange Rates

28-Apr-21	TT Buying	TT Selling
Rs. Per Unit		
USD	194.8600	199.5200
GBP	269.7746	277.5029
EUR	234.4033	241.2896
JPY	1.7809	1.8378

## Indicative USD Spot Exchange Rate



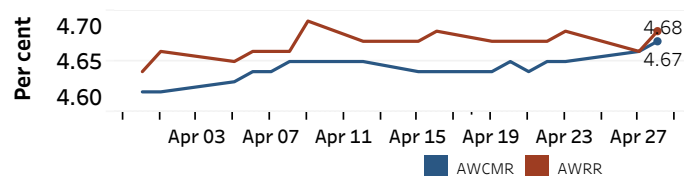
## Gold Price



## Money Market

Policy Rates: SDF Rate: 4.50% SLF Rate: 5.50% Bank Rate: 8.50% SRR: 2.00%

## Overnight Money Market Rates



## Yield Rates of T-Bills

	Primary Market	Secondary Market
	23-Apr-21	27-Apr-21
91 Day	5.10	4.68
182 Day	5.13	5.22
364 Day	5.18	5.02

	27-Apr-21	28-Apr-21
Overnight Liquidity (Rs. bn)	155.70	150.96

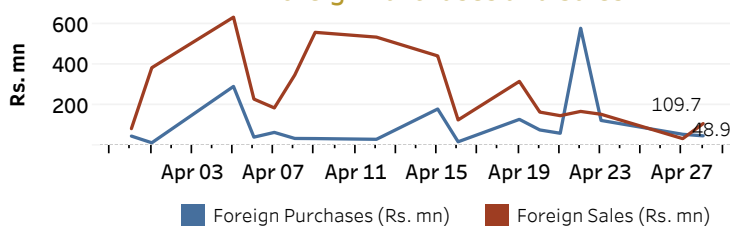
Source: Central Bank of Sri Lanka

## Share Market

28-Apr-21	
ASPI	7,239.94
S&P SL20	2,878.80
Daily Turnover	
Rs. 2,171.89 mn	

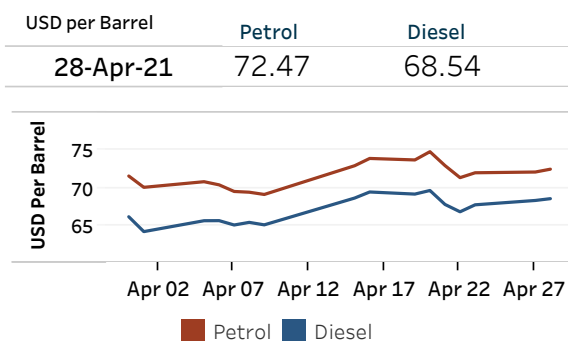
Market Capitalisation	PE Ratio
Rs. 3,192.12 bn	14.6

## Foreign Purchases and Sales



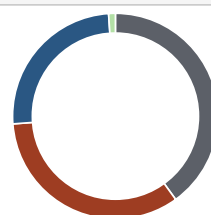
## Energy

## Refined Oil Products - Singapore Market



## Electricity Generation

	28-Apr-21
Total Energy (GWh)	47.78
Peak Demand (MW)	2,643.90



Per cent	
40.0	Thermal Coal
33.8	Thermal Oil
25.1	Hydro
1.1	Wind

Source: Ceylon Electricity Board